

973-579-0009



Quality Kiosk Hardware Manufacturer

[Quote Me](#) (quote-form.htm)

TOUCH AIO WALL ENCLOSURE AWB Series AIO Wall Enclosure

All-in-One Wall-mount Enclosure

- Clean wall installation
- Fits over standard wall power outlet
- All cables hidden and secure

INDOOR

SEMI OUTDOOR



The AWE wall-mount enclosure provides secure, clean wall installations for I&E's indoor TXJ and Semi-outdoor INSS Series from 15" to 21.5" sizes. The AWE is designed to fit over a standard wall outlet which allows a secure and out-of-sight power connection to the display. There is also ample room in the secure enclosure for all other cabling and the AC adapter for the AIO as well....


AWE AIO Wall Enclosure Layout & Features

- Completely secures and encloses all cabling and power adapters
- Mounts 15", 18.5", and 21.5" TXJ Series AIOs
- Clean wall installation
- Easy to install



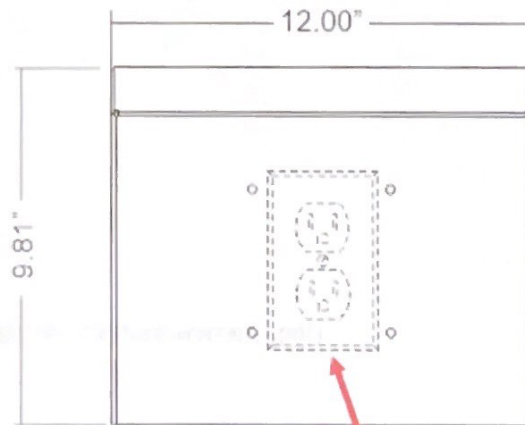
Optional Signage

Bracket on Wall



Secure space
inside for
cabling and
power adapter

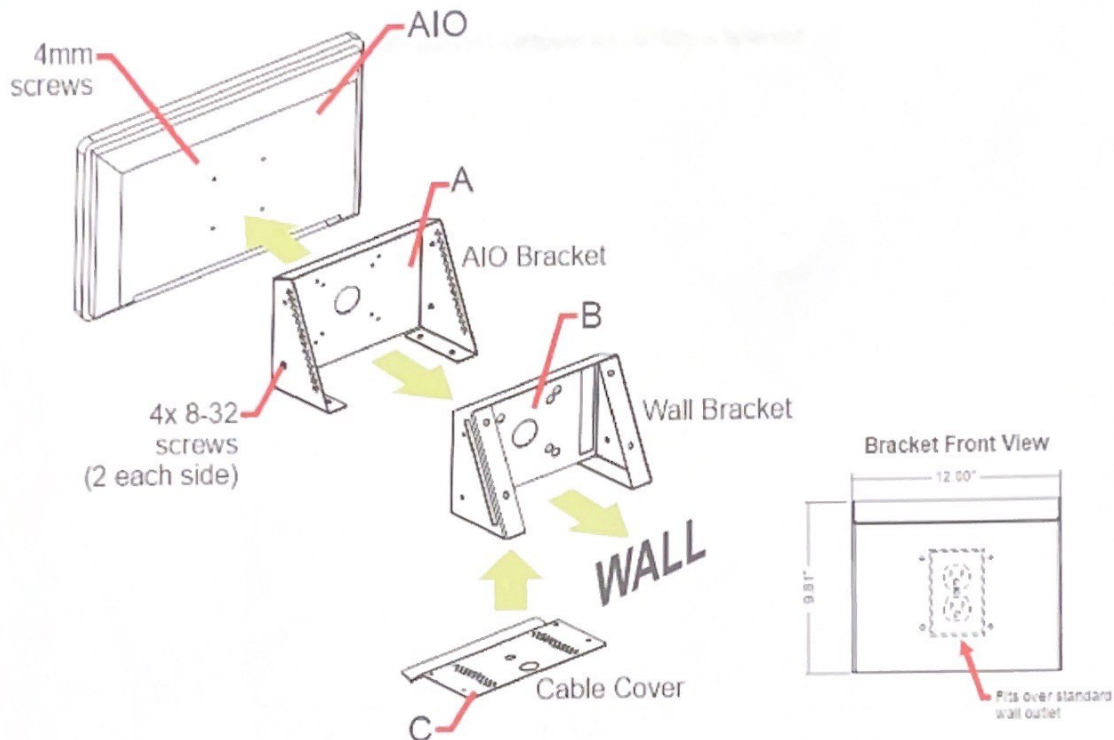
Bracket Front View



Fits over standard
wall outlet

AWB Angled Wall Enclosure Instruction Sheet

- 1) Attach bracket A (AIO-bracket) to All-in-One using four 4mm screws.
- 2) Attach bracket B (wall-bracket) to wall using included hardware. Mount over AC outlet if preferred.
- 3) Slide bracket A with AIO attached over bracket B, and secure with four 8-32 screws.
- 4) Make all connections & mount power adapter inside bracket using double-lock velcro
- 5) Attach cable cover C using four 8-32 screws.



Limited Warranty (Site/images/ie-standard-warranty.pdf)

Quick Links

- ▼ Home Page ([index.htm](#))
- ▼ About Us ([about-ie.htm](#))
- ▶ Contact Us Today ([contact.htm](#))
- ▼ Outdoor Kiosks ([outdoor-kiosks.htm](#))
- ▼ Use Our Sitemap ([sitemap.htm](#))



Contact information

I&E Company | 150 Main Street | Ogdensburg NJ 07439

• (973) 579-0009

✉ email: marki@iepos.com

🌐 Web Contact: Mark Iwanski

Copyright 2023 I&E Company Inc. All Rights Reserved.