

**Brooklyn Board of Education**  
**Regular Meeting**  
**Agenda**  
**March 24, 2021**  
**7:00PM**

Please click [HERE](#) to join the webinar

Passcode: 103129

Webinar ID: 995 6830 9088

Or iPhone one-tap :

US: +13126266799,,99568309088# or +16465588656,99568309088#

Or Telephone:

Dial(for higher quality, dial a number based on your current location):

US: +1 312 626 6799 or +1 646 558 8656 or +1 301 715 8592 or +1 346 248 7799

**Mission:** The Brooklyn Schools will foster a drive for learning within each student to reach his/her greatest potential. To achieve this mission, the school will continually improve its educational programs and services to meet this community's expectations for a quality

*Due to the COVID-19 Pandemic, the Brooklyn Board of Education will conduct a virtual meeting in accordance with Governor Lamont's Executive Order 7B.*

To support public participation the documents will be posted on the [Town of Brooklyn Website](#) as well as the [Brooklyn Public Schools Website](#).

You are encouraged to send questions or comments to [buell@brooklynschools.org](mailto:buell@brooklynschools.org) prior to the meeting.

- 
1. Attendance, Establishment of a Quorum, Call to Order
  2. Public Comment
  3. Approval of Minutes
    - a. February 24, 2021
  4. Correspondence and Communication
    - a. Thank you letter-CT Agricultural Education Foundation
    - b. Norwich Free Academy - Brooklyn Annual Profile 2019-2020
    - c. Academic Excellence - Christopher Dooley (11th grader)
  5. Administrative Reports
    - a. Brooklyn BOE Expenditure Report
    - b. Enrollment Report
    - c. Brooklyn's Best
    - d. BMS Community Fitness Course
    - e. Summer Academy: Finish learning

6. Board of Education Committee Reports
7. Board Representatives to other Committees
8. Old Business
  - a. 2021-2022 Budget Planning Review
  - b. Budget Transfers
  - c. Learning Model Update
9. New Business
  - a. Annual Healthy Food Certification Statement for School Year 2021-2022
  - b. Funding Sources for 2021-22
  - c. TiCoat Approvals
  - d. First Read: Policy 5141-213
  - e. Solar Ribbon Cutting Ceremony
  - f. Last day of School
10. Public Comment
11. Adjournment

# The Board of Education

Town of Brooklyn  
119 Gorman Road  
Brooklyn, CT 06234

---

Mae Lyons, Board Chair  
Keith Atchinson, Secretary  
Tana Jolley

Melissa Perkins-Banas, Vice-Chair  
Justin Phaiah  
Carolyn Hackbarth

**Mission:** The Brooklyn Schools will foster a drive for learning within each student to reach his/her greatest potential. To achieve this mission, the school will continually improve its educational programs and services to meet this community's expectations for a quality education for all.

The Brooklyn Board of Education held their monthly meeting virtually on February 24, 2021 via Zoom. In attendance were Mrs. Lyons, Dr. Perkins-Banas, Mr. Phaiah, Mrs. Hackbarth. Mrs. Buell, Superintendent, and Mr. Otto, Board of Finance, were also present. Mr. Atchinson and Mrs. Jolley were absent.

Due to the COVID-19 Pandemic, the Brooklyn Board of Education will conduct a virtual meeting in accordance with Governor Lamont's Executive Order 7B.

To support public participation the documents will be posted on the  
Town of Brooklyn Website as well as the Brooklyn Public  
Schools Website.

You are encouraged to send questions or comments to [buell@brooklynschools.org](mailto:buell@brooklynschools.org) prior to the meeting.

1. Attendance, Establishment of a Quorum, Call to Order

Quorum established. Mrs. Lyons called the meeting to order at 7:03 p.m.

2. Public Comment

None

3. Approval of Minutes

a. January 27, 2021 BOE Meeting Minutes

Motion to approve the Regular Meeting Minutes of January 27, 2021.  
(Perkins-Banas/Hackbarth)

No discussion, unanimous vote to approve

4. Correspondence and Communication

a. Thank you letter - Miss Roberts

Mrs. Buell stated she sent a thank you letter to Miss Roberts with My Community Church for the very generous winter clothing donation, which would benefit the Brooklyn Middle School community.

b. Thank you letter - Ms. Bohman

Mrs. Buell stated she sent a thank you letter to Ms. Bohman for the very generous donation of handmade hats in memoriam of her friend, Brenda Provost, which will benefit the Brooklyn Middle School students and the Brooklyn community.

c. Thank you letter - Mr. Kohl/Killingly Quiet Corner Lions Club

Mrs. Buell stated she sent a thank you letter to Mr. Kohl with the Killingly Quiet Corner Lions Club for the generous donation of ten boxes of food that he donated to the Brooklyn Public Schools, which will be distributed to our Brooklyn families in need.

d. Thank you Letter - Mrs. Kristen Rodman

Mrs. Buell stated that she sent a thank you letter to Mrs. Rodman for her generous donation of two hundred (200) KN95 masks to the Brooklyn Public Schools, which will be distributed to staff as needed to ensure the continued safety of our community.

e. Woodstock Academy - February Head of School Award

Mrs. Buell stated that she received a recognition letter from Mr. Sandford from Woodstock Academy stating that a Brooklyn student, Esmeralda Kasneci, was chosen to receive the February Head of School's Award.

## 5. Administrative Reports

a. Brooklyn BOE Expenditure Report

Mrs. Buell discussed the expenditure report. She stated that we are spending at the expected level. Some of the line items are showing negative balances that will be offset with revenues still coming in from excess costs. Expenditures are being watched carefully.

b. Budget Transfers

Mrs. Buell stated that she will wait another month to do the budget transfers. She stated that she still has time and is managing grants and other offsets.

c. Enrollment Report

Mrs. Buell discussed the enrollment report. She stated that there are a mix of



students that opt-out or have gone to distance learning and we have had more families move to homeschooling this year than in previous years. Enrollment has reduced and Mrs. Buell anticipates that those students will return in a normal learning environment.

Next year's 9th grade high school choice:

- Woodstock Academy: 41 students
- Killingly High school: 12 students
- Killingly Vo-ag: 1 student
- Ellis Technical High School: 17 students
- Norwich Free Academy (NFA): 2 students
- QMC: 3 students
- ACT: 1 student

d. Brooklyn's Best

**BES**

1. The grade levels are writing persuasive essays to The Ice Box convincing them to create classroom flavors. They have been so convincing. The Ice Box has created all of them!
2. Solar panels are up and running.
3. We have completed our winter universal screens and are beginning to analyze the data.
4. Our first virtual Career Day was a huge success!

**BMS**

1. Good Cookie Awards December 2020:  
**Grade 5:** Cassidy Rosinski  
**Grade 6:** Edward Purcell, Finley Hamilton  
**Grade 7:** Jaelyn Knox, Caleb Mowrey  
**Grade 8:** Reese Newson, Kelsey Pabon  
**Distance Learning:** Evelyn Thayer (Grade 5); Bronson Eddy (Grade 6);  
Karina Clavell (Grade 8)
2. Good Cookie Awards January 2020:  
**Grade 5:** Brenna Howard  
**Grade 6:** Reagan Scheck, Brayden Briere-Jones  
**Grade 7:** Jonathan Pomroy, Aaliyah Grenier  
**Grade 8:** Lillian Beausoleil, Hannah Wiggin
3. Staff Good Cookie Award Recipient:  
Mrs. April Kyllonen was recognized by fellow staff members for going above and beyond to support our distance learning students and in support of our library.
4. Quarter 1 Lions Club Award Recipients:  
**Grade 5:** Aaden Khamphoukeo  
**Grade 6:** AJ Raymond  
**Grade 7:** Ivan Cheng  
**Grade 8:** Janaesia Gary

5. Good Cookie and Lion Club Awards were delivered to the homes of recipients by Mrs. Tamsin, Mr. Torchia, Ms. Malone and Mr. Baccaro to recognize the hard work and positive attitude of these students.
6. 8th grade teacher Mrs. Salvas delivered Valentines from grade 8 students to Pierce Rehabilitation Center.
7. BMS has created a Booster Club with volunteers working to fundraise for a Community Fitness Course to be installed on the upper field near the Middle School. Our kickoff fundraiser includes Krispy Kreme Donuts, BMS mugs and locally roasted coffee.

6. Board of Education Committee Reports

Nothing to report

7. Board Representatives to other Committees

Nothing to report

8. Old Business

a. 2021-2022 Budget Planning Review

Mrs. Buell stated that the Board of Education has been working on the 2021-2022 Brooklyn Public Schools' Budget. There are some new grants that are available to the district, ESSER funds, which will be used for learning loss to help students recover some of their skills. There is another budget meeting March 24, 2021 and the budget will be presented to the Board of Finance on March 31, 2021.

The Superintendent's proposed budget for the 2021-2022 school year started at a 4.21% increase over last year. Based on changes that were made to the budget and support from grants, the budget has been reduced down to a 0.55% or \$19,279,236, which is an increase of \$105,245 over the 2020-2021 school year for the Board to consider.

9. New Business

a. Update Brooklyn Education Model

Mrs. Buell stated that we are currently in a hybrid learning model. In order to return to full in person, she stated we are following Addendum 4 where our cases per 100,000 needs to be closer to 10/100,000 over a 14 day period. We were also advised by the CDC and DPH to try to maintain 6 feet distancing. If we are not able to do so, we should ensure that we maximize the other mitigation strategies. Mrs. Buell stated that there are staff who would like to wait until we have vaccinations, but if the numbers are low enough to meet the guidelines we could return March 8, 2021.

Mrs. Buell stated that she and administration are discussing with the athletic director the options for spring sports. We have discussed allowing track, softball and baseball. Considerations include: practices based on cohort. By the time the competitions start, hopefully we will be in full opening. We may need extra buses for these events. If there is a positive case, the entire team will quarantine. It will also impact students in the school as well. Masks will be worn by athletes and spectators. Spectators may be limited based on space at events. These will be outdoors and should be manageable.

Mrs. Buell stated with the end of the year activities, DPH has cautioned us that we still need to remain vigilant about protecting our students and staff as the virus is still out there and the variants are much more contagious. They recommend that we wear masks at all times when we are outside of our house. They recommend that we plan for end of the year activities like we had last year such as drive through graduations and limited contact with those outside of your cohort.

b. Pre-employment Physicals and Drug Test

Mrs. Buell stated the Board passed a policy for pre-employment physicals and drug tests previously. Mrs. Buell wanted to share with the Board the cost per new hire will be \$181.00 to the Board of Education, which includes the pre-placement physical and 5 panel drug testing.

Mrs. Lyons asked if there is any concern with discrimination with this kind of physical and can the Board have the report? Mrs. Buell stated that they probably won't receive the full physical but a report stating that they are fit to do the job they are being hired for based on the job description.

Mr. Phaiah asked that if the job description states they need to be able to lift 50 pounds and climb, is that what they'll be tested for? Mrs. Buell stated that is what the person will be assessed for.

c. CABE upcoming events

Mrs. Buell shared CABE upcoming events with the Board. CABE is still doing webinars and other events are happening.

10. Public Comment

Kayla Burgess wanted to say thank you for the update for the hopeful return on March 8th. It has been a challenging time for her family personally with her daughter being in kindergarten. In recent communication to the district referencing substitute teachers and the need for substitute teachers, she asked Mrs. Buell to elaborate how the need for substitute teachers becomes a concern for full time in person versus the hybrid model. If a teacher is quarantined, it affects both hybrid A and B the same. She does not understand how there is a need for substitute teachers. If there is a good week with the Thursday

report this week and if there is a jump next week, she asked how will Mrs. Buell be approaching that? How will that affect your decision for the March 8th opening?

Mrs. Buell asked Mrs. Lyons if she would like her to respond to Mrs. Burgess? Mrs. Lyons gave permission if Mrs. Buell was ready to respond.

Mrs. Buell stated that public comment is an opportunity for the public to share their thoughts or ask questions of the Board of Education. There is not time for a back and forth discussion. There are times, time permitting, if there are answers to questions that they may be able to answer on the spot, there are times that the Board will permit or respond themselves. Mrs. Buell wanted to respond to a few questions that were raised.

Mrs Buell stated that substitute teachers are needed in the hybrid model and when we return to full in person. One of the differences is when we are in a hybrid model, we can put two small classes together in the gymnasium and share a teacher. If we are full in person and the teacher goes out, it is harder to put two classes together of 17 or 18 students, it is less manageable. Mrs. Buell stated we need subs now. One of the other concerns is when we go full in person and closer than 6 feet, the possibility of transmission of the virus could happen. Mrs. Buell stated when the numbers change slightly, it is a range of numbers, for example in hybrid the range is 10-25/100,000 cases in the town. Mrs. Buell stated she knows there were 9 cases last week, if there are 6 cases this week, we will still be in the range. She is watching the numbers in the community, cases are decreasing.

Amy Landis, Fairway Drive, is wondering when the kids return in a couple weeks to full in person, will the middle school return to switching classes? Mrs. Buell stated that she anticipates remaining in cohorts for a while.

## 11. Adjournment

Motion to adjourn at 7:47 p.m.  
(Perkins-Banas/Phaiah)  
No discussion, unanimous vote to approve

Respectfully Submitted,

*Donna L. DiBenedetto*

Donna L. DiBenedetto  
Board Clerk

## The Brooklyn School

119 Gorman Road  
Brooklyn, CT 06234  
Phone: (860) 774-9153  
Fax: (860) 774-6938

Patricia L. Buell  
Superintendent  
[buell@brooklynschools.org](mailto:buell@brooklynschools.org)

March 3, 2021

CT Agricultural Education Foundation  
% Mr. Don Fuller, Board President  
PO Box 3473  
Enfield, CT 06083

Dear Mr. Fuller,


On behalf of the Brooklyn Public Schools I would like to thank you for donating twenty-seven (27) "Tales of the Dairy Godmother" books to Brooklyn Elementary School classrooms in "recognition of their unique program learning about ice cream through reading, writing, and experimenting."

As Alfred Mercier once said "What we learn with pleasure we never forget". Between our program learning; collaboration with The Ice Box with the student creations and your generosity I believe this is one lesson they will never forget.

Your donation will be publicly acknowledged during the March 24, 2021 Board of Education meeting and I would like to assure you that we are grateful to you for generosity and thinking of our Brooklyn Public Schools.

Thank you for your support of the Brooklyn Public Schools!

Sincerely,



Patricia L. Buell

cc: Keith Atchinson, Board of Education Secretary  
Jenn Nemeth, The Ice Box



# ONE YOU



NORWICH FREE  
ACADEMY

## Brooklyn Profile

School Year 2019-20

Class of 2020



ONE YOU | ENDLESS POSSIBILITIES | [nfaschool.org](http://nfaschool.org)

# PARTNER DISTRICT DATA SETS

## ANNUAL YEAR END REPORT

School Year 2019-20  
September 2019 - June 2020

**INTRODUCTION:** *This end of the school year report lists key Norwich Free Academy data as aggregate and specific town disaggregate sets. The report begins with basic enrollment information and proceeds to highlight key academic, co-curricular, and achievement data points by specific town. Wherever possible, the sources of the data are official state reports: PSIS, EDSIGHT, ED166 Discipline Report, State TCS, NFA Guidance Profile, and the Naviance College Board Testing Center.*

*The report also profiles the senior class of this past year: Class of 2020.*

### Table of Contents – All Data Sets Disaggregated by Specific Town

I. Enrollment Data Sets Based on PSIS State Reports	
A. Census Enrollment by Grade and Ethnicity . . . . .	3
B. Special Education Enrollment . . . . .	3
C. Free Reduced Lunch Enrollment . . . . .	4
D. Special Programs Enrollment . . . . .	4
E. English Learners Enrollment . . . . .	4
F. Registrations Count . . . . .	5
G. Withdrawals Count . . . . .	5
II. Attendance Data Sets	
A. ADM/ADA: Average Daily Membership / Average Daily Attendance . . . . .	6
B. Chronic Absenteeism . . . . .	6
III. Academics and Co-Curricular Data Sets	
A. Honors Designation Based on GPA . . . . .	7
B. AP, UCONN and Dual Enrollment Participation . . . . .	7
C. Credit Fulfillment Grades by Grade Level On Track to Graduate . . . . .	8
D. Co-Curricular: Honors Program, Honor Society, Athletics/Clubs Participation	9
IV. Class of 2019 Profile	
A. Scholarships / Awards: Dollar Amounts for Town . . . . .	10
B. Standardized Test PSAT and SAT Data . . . . .	10
C. Student Outcomes Summary: Where Did Graduates Go? . . . . .	10
D. Guidance Profile Sheet: Miscellaneous Information . . . . .	11
E. Guidance Profile Sheet: List of College Acceptances, AP and Dual Enrolled. . . . .	12
F. Post Secondary Schools Attended by Town as Reported by Students . . . . .	13

## I. ENROLLMENT DATA SETS

### A. NFA Census Enrollment by Grade and Ethnicity: June 2020

TOWN	(All)
------	-------

TOWN	BROOKLYN
------	----------

GRADE LEVEL					
Ethnicity/Race	9	10	11	12	Total
Am. Indian/Alaskan	5	6	8	6	25
Asian	35	42	54	51	182
Black	77	100	67	96	340
Hawaiian/Pacific	0	3	1	3	7
Hispanic	121	100	74	101	396
Multi-Cultural	15	19	75	23	132
White	284	265	312	311	1172
<b>Total</b>	<b>537</b>	<b>535</b>	<b>591</b>	<b>591</b>	<b>2254</b>

GRADE LEVEL					
Ethnicity/Race	9	10	11	12	Total
Black	1	0	0	1	2
Multi-Cultural	1	0	1	0	2
White	4	1	4	2	11
<b>Total</b>	<b>6</b>	<b>1</b>	<b>5</b>	<b>3</b>	<b>15</b>

### B. Special Education Enrollment: June 2020

TOWN	(All)
------	-------

TOWN	BROOKLYN
------	----------

Grade	Special Ed Count		Total
	NO	YES	
9	466	71	537
10	469	66	535
11	533	58	591
12	544	47	591
<b>Total</b>	<b>2012</b>	<b>242</b>	<b>2254</b>

Grade	Special Ed Count		Total
	NO	YES	
9	6	0	6
10	1	0	1
11	5	0	5
12	3	0	3
<b>Total</b>	<b>15</b>	<b>0</b>	<b>15</b>



### C. Free Reduced Lunch Enrollment: June 2020

TOWN	(All)
------	-------

TOWN	BROOKLYN
------	----------

	Student Count			
Grade	FREE	PAY	REDUCED	Total
9	254	232	51	537
10	240	253	42	535
11	249	292	50	591
12	222	314	55	591
<b>Total</b>	<b>965</b>	<b>1091</b>	<b>198</b>	<b>2254</b>

	Student Count		
Grade	FREE	PAY	Total
9	1	5	6
10	0	1	1
11	1	4	5
12	1	2	3
<b>Total</b>	<b>3</b>	<b>12</b>	<b>15</b>

### D. Special Program Enrollment: June 2020

Alternative Pathways to Success (APS), Night School and Sachem Programs

TOWN	(All)
------	-------

TOWN	BROOKLYN
------	----------

	Student Count				
Grade	APS	NFA	Night School	Sachem	Total
9	0	525	0	12	537
10	0	518	0	17	535
11	4	560	6	21	591
12	5	564	11	11	591
<b>Total</b>	<b>9</b>	<b>2167</b>	<b>17</b>	<b>61</b>	<b>2254</b>

	Student Count	
Grade	NFA	Total
9	6	6
10	1	1
11	5	5
12	3	3
<b>Total</b>	<b>15</b>	<b>15</b>

### E. English Learners (EL) Enrollment: June 2020

TOWN	(All)
------	-------

TOWN	BROOKLYN
------	----------

	Student Count		
Grade	Not EL	EL	Total
9	489	48	537
10	476	59	535
11	531	60	591
12	538	53	591
<b>Total</b>	<b>2034</b>	<b>220</b>	<b>2254</b>

	Student Count	
Grade	Not EL	Total
9	6	6
10	1	1
11	5	5
12	3	3
<b>Total</b>	<b>15</b>	<b>15</b>

F. Registrations Count During School Year 2019-20

September 1, 2019 - June 2020

TOWN	(All)
------	-------

TOWN	BROOKLYN
------	----------

Grade	# of Registrations after Opening
9	33
10	46
11	39
12	10
<b>Total</b>	<b>128</b>

Grade	# of Registrations after Opening
9	0
10	0
11	0
12	0
<b>Total</b>	<b>0</b>

G. Withdrawals Count During School Year 2019-20

September 1, 2019 - June 2020

(prior to graduation)

TOWN	(All)
------	-------

TOWN	BROOKLYN
------	----------

Grade	# of Withdrawals after Opening
9	24
10	29
11	25
12	34
<b>Total</b>	<b>112</b>

Grade	# of Withdrawals after Opening
9	0
10	0
11	0
12	0
<b>Total</b>	<b>0</b>

## II. ATTENDANCE DATA SETS

### A. ADM\* ADA (Average Daily Membership vs Avg. Daily Attendance) School Year 2019-20

TOWN	(All)
------	-------

Grade	ADA	ADM	Attendance Rate
9	113	119	95.0%
10	111	118	94.0%
11	109	118	92.3%
12	110	120	91.8%
<b>Total</b>	<b>111</b>	<b>119</b>	<b>93.2%</b>

TOWN	BROOKLYN
------	----------

Grade	ADA	ADM	Attendance Rate
9	118	121	97.8%
10	118	121	97.5%
11	116	121	96.2%
12	117	121	96.4%
<b>Total</b>	<b>117</b>	<b>121</b>	<b>97.0%</b>

ADM = Average Daily Membership      ADA = Average Daily Attendance

\* Note: Due to Covid-19 Pandemic Attendance Submitted to Mid-March 2020 per CT DOE

### B. Chronic Absenteeism Count of Students: SY2019-20 (Includes all NFA programs: Data from State DOE)

Chronically Absent: Missing ten percent or greater of the number of days enrolled *for any reason*.

TOWN	(All)
------	-------

Count of Students			
Grade	Chronic Absent	Not	Total
9	62	475	537
10	81	454	535
11	132	459	591
12	147	444	591
<b>Total</b>	<b>422</b>	<b>1832</b>	<b>2254</b>
<b>Total %</b>	<b>18.7%</b>	<b>81.3%</b>	<b>100.0%</b>

TOWN	BROOKLYN
------	----------

Count of Students		
Grade	Not Chronic	Total
9	6	6
10	1	1
11	5	5
12	3	3
<b>Total</b>	<b>15</b>	<b>15</b>
<b>Total %</b>	<b>100.0%</b>	<b>100.0%</b>

### III. ACADEMIC Data Set (Honors, Dual Enrollment, Adv. Placement, UCONN)

#### A. Student Honors based on Cumulative GPA as of June 2020

TOWN		(All)			TOWN		BROOKLYN	
		Highest Honors GPA 3.667+ High Honors GPA 3.500+ Honors GPA 3.333+						
		GPA HONORS						
Count	Highest Honors	High Honors	Honors	Total	Count	Highest Honors	High Honors	Total
9	126	48	43	217	9	6	0	6
10	97	42	46	185	10	1	0	1
11	108	48	66	222	11	2	1	3
12	116	48	67	231	12	1	0	1
<b>Total</b>	<b>447</b>	<b>186</b>	<b>222</b>	<b>855</b>	<b>Total</b>	<b>10</b>	<b>1</b>	<b>11</b>

#### B. Dual Enrollment, Advanced/Honors, UCONN/AP Participation

DUAL ENROLLMENT (College Credit Awarded) Count of Students: SY2019-20

TOWN		(All)			TOWN		BROOKLYN	
		Dual Enrolled NFA & College Course					Dual Enrolled NFA & College Course	
Grade	ECSU	TRCC	UCONN	Total	Grade	ECSU	UCONN	Total
9	1	0	1	2	11	1	1	2
10	6	12	10	28	12	1	2	3
11	58	13	222	293	<b>Total</b>	<b>2</b>	<b>3</b>	<b>5</b>
12	159	23	327	509				
<b>Total</b>	<b>224</b>	<b>48</b>	<b>560</b>	<b>832</b>				

#### UCONN and Advanced Placement Semester Class Counts: SY2019-20

TOWN		(All)		TOWN		BROOKLYN	
Classes Taken				Classes Taken			
Grade	Honors/Advanced	UCONN/AP	Total	Grade	Honors/Advanced	UCONN/AP	Total
9	533	1	534	9	17	0	17
10	478	10	488	10	5	0	5
11	376	289	665	11	3	2	5
12	227	454	681	12	0	3	3
<b>Total</b>	<b>1614</b>	<b>754</b>	<b>2368</b>	<b>Total</b>	<b>25</b>	<b>5</b>	<b>30</b>

## C. Credit Fulfillment by GRADE LEVEL - ON TRACK TO GRADUATE

### CREDIT FULFILLMENT Count of Students: SY2019-20

TOWN	(All)
------	-------

Student Count				
Class of	Not On Track	On Track	Total	% Class On Track
2020	28	560	588	95.2%
2021	50	544	594	91.6%
2022	55	480	535	89.7%
2023	57	480	537	89.4%
<b>Total</b>	<b>190</b>	<b>2064</b>	<b>2254</b>	<b>91.6%</b>

TOWN	BROOKLYN
------	----------

Student Count			
Class of	On Track	Total	% Class On Track
2020	3	3	100%
2021	5	5	100%
2022	1	1	100%
2023	6	6	100%
<b>Total</b>	<b>15</b>	<b>15</b>	<b>100%</b>

Credit Fulfilled: Class of 2023 earned 7+ credits earned at the end of this grade level  
 Class of 2022 earned 12+ credits  
 Class of 2021 earned 18+ credits  
 Class of 2020 earned 23+ credits

Class of 2020, 2021 and 2022  
Graduation Requirements

Subject	Credits
English	4
Mathematics	3
Social Studies <i>Must include 1 in US History and .5 in Civics</i>	3
Science	3
World Language	1
Physical Education	1
Arts or Vocational Education	1
Electives	7
<b>TOTAL Credits Required</b>	<b>23</b>

#### Class of 2023 and Beyond

Humanities	9 Total Credits
English	4
Social Studies <i>Must include 1 US History and .5 in Civics</i>	3
Humanities Elective	2

STEM	9 Total Credits
<i>Science, Technology, Engineering, Math</i>	
Math	3
Science	3
STEM Electives	3

Other Areas	Credits
World Language	1
Wellness <i>Physical Education</i>	1
<i>Health and Safety</i>	1
Mastery Based Diploma Assessment*	1
Electives	3

<b>TOTAL Credits Required</b>	<b>25</b>
-------------------------------	-----------

## D. Co-Curricular Participation School Year 2019-20 Only

Honors Program, Honor Society, Athletics, Clubs, Activities Participation

(Count of the # of Students Participating In This School Year Only by Class and Town)

**NOTE: Covid-19 Pandemic Significantly Curtailed Participation Reducing Data Collection for many groups, but the data below is full and accurate per the groups collected.**

TOWN	(All)
------	-------

TOWN	BROOKLYN
------	----------

Group or Team	2020	2021	2022	2023	Total
Basketball (B)	6	9	4	18	37
Basketball (G)	7	4	8	14	33
Cheerleading Fall	9	11	5	13	38
Cheerleading Winter	6	8	3	10	27
Cross Country (B)	12	7	5	4	28
Cross Country (G)	7	7	2	5	21
Dance Team	5	5	2	6	18
Dance Team Winter	6	5	3	3	17
Fencing	4	12	7	8	31
Field Hockey	3	8	11	5	27
Football	29	19	24	37	109
Gymnastics	0	7	2	3	12
Honors Program Grade 10	0	0	76	0	76
Honors Program Grade 11	0	101	0	0	101
Honors Program Grade 12	113	0	0	0	113
Indoor Track (B)	33	17	28	19	97
Indoor Track (G)	11	16	17	19	63
National Honor Society	86	0	0	0	86
PlayShop	28	41	32	17	118
Soccer (B)	11	9	15	20	55
Soccer (G)	6	10	14	6	36
Spanish Honor Society	41	36	0	0	77
Swimming (B)	9	3	14	4	30
Swimming (G)	6	8	8	8	30
Volleyball (G)	5	6	10	14	35
Wrestling	14	14	11	12	51
<b>Total</b>	<b>457</b>	<b>363</b>	<b>301</b>	<b>245</b>	<b>1366</b>

Group or Team	2020	2021	2022	2023	Total
Basketball (B)	0	0	0	1	1
Basketball (G)	1	0	0	0	1
Dance Team	0	0	0	1	1
Fencing	0	1	0	2	3
Honors Program Grade 10	0	0	1	0	1
Honors Program Grade 12	1	0	0	0	1
Indoor Track (G)	0	0	0	1	1
National Honor Society	1	0	0	0	1
PlayShop	0	1	0	0	1
Soccer (B)	0	0	1	0	1
Soccer (G)	0	0	0	1	1
Spanish Honor Society	1	0	0	0	1
<b>Total</b>	<b>4</b>	<b>2</b>	<b>2</b>	<b>6</b>	<b>14</b>

## IV. CLASS of 2020 PROFILE

### A. Scholarships / Awards from Alumni Office

Class of 2020 Scholarships / Awards by Town

Town	Number Scholarships / Awards	Number Students	Total Amount
Brooklyn	2	1	\$4,050
Total NFA	322	215	\$405,087

### B. Standardized Test Data

Test Takers	Average PSAT	Average SAT
BROOKLYN	965	1080
NFA Class of 2020	914	1004
State of Connecticut	NA	1014

### C. Student Outcomes Summary by Partner District

(As reported by Class of 2020 students in Naviance)

“Naviance is a comprehensive college and career readiness software solution that helps districts and schools align student strengths and interests to postsecondary goals, improving student outcomes and connecting learning to life.” Over four years, NFA students access the Naviance college and career readiness tools. [www.naviance.com](http://www.naviance.com)

TOWN	(All)	
Outcome	# Students	% Outcome
2yr college	168	28.3%
4yr college	261	43.9%
Apprenticeship Program	3	0.5%
Career education	22	3.7%
College prep school	1	0.2%
Dropped Out	4	0.7%
Employed	31	5.2%
Military	16	2.7%
Other	20	3.4%
Undecided/No Plans	10	1.7%
Unknown	54	9.1%
Year off	4	0.7%
<b>Grand Total</b>	<b>594</b>	<b>100.0%</b>

TOWN	BROOKLYN	
Outcome	# Students	% Outcome
4yr college	3	100.0%
<b>Grand Total</b>	<b>3</b>	<b>100.0%</b>
		0.0%
		0.0%
		0.0%
		0.0%
		0.0%
		0.0%
		0.0%
		0.0%
		0.0%
		0.0%



## D. Guidance Profile Miscellaneous Information Class of 2020



# NORWICH FREE ACADEMY

## Class of 2020 PROFILE

CEEB High School Code 070590 \* ACT School Code 212490  
Accreditation: New England Association of Schools & Colleges

Norwich Free Academy offers over 2,200 students a breadth of opportunities for academic, co-curricular, and social engagement. Since opening its doors in 1856, Norwich Free Academy, a privately endowed, independently governed high school, has served a vital public purpose: to enrich, develop, refine, and prepare students to reach their goals beyond high school. NFA serves as a school of choice for partner communities (Brooklyn, Bozrah, Canterbury, Franklin, Lisbon, Norwich, Preston, Sprague and Voluntown) and for private tuition students.

### ADMINISTRATORS

Brian Kelly, Head of School  
Leo Butler, Director, Diversity  
Jessica Vocatura, Director, School Counseling  
Denise Grant, Director, College & Career Center  
John Iovino, Director, Student Affairs  
Mykel-Bridget Czaja, Director, Student Services

### SCHOOL COUNSELORS

Jessica Vocatura ..... 860-425-5600  
Jeremiah Berard ..... 860-425-5612  
Robert Briones ..... 860-425-5619  
Tyler Burley ..... 860-425-5767  
Margaret Daley ..... 860-425-5610  
December Heffernan ..... 860-425-5626  
Kelsey Klaeson ..... 860-425-5602  
AnneMarie Larkin ..... 860-425-5611  
Kathleen Machnik ..... 860-425-5609  
Dana Merise ..... 860-425-5624  
Rosalie Nogiec ..... 860-425-5614  
Mallarie Seidel ..... 860-425-5615  
Lyndsie Sumner ..... 860-425-5621  
Joe Tella ..... 860-425-5617  
Anne Zinn ..... 860-425-5623

### GRADING SYSTEM

Grades on transcripts and report cards are by letter and based on the GPA system of 4.0.

A = 4.00	B- = 2.66	D+ = 1.33
A- = 3.66	C+ = 2.33	D = 1.00
B+ = 3.33	C = 2.00	D- = 0.67
B = 3.00	C- = 1.66	F = 0.00

### WEIGHTING OF GRADES

Each course is designated level 1, 2, or 3; grade point average is based on a 4.0 scale. The weighting system works as follows:

Level	Description	Multiplier
1	AP/University-level course	1.2
2	Honors or advanced course	1.1
3	Standard-level course	1.0

### ETHNIC DIVERSITY

NFA's student body represents 24 different primary languages spoken at home as well as 212 students (9.4%) born outside of the United States. Ethnicity/Race data: 1.1% American Indian, 8.0% Asian, 15.1% Black, 51.8% Caucasian, 17.6% Hispanic, and 0.5% Native Hawaiian or Other Pacific Islander, 5.9% other.

### GRADUATION REQUIREMENTS

English .....	4 credits
Mathematics .....	3 credits
Social Studies .....	3 credits
(1 credit must be in US History)	
(.5 credit must be in Civics)	
Science .....	3 credits
World Language .....	1 credit
Physical Education .....	1 credit
Arts or Vocational Education .....	1 credit
Electives .....	7 credits
<b>TOTAL .....</b>	<b>23 credits</b>

### TOTAL NUMBER OF STUDENTS – JUNE 2020

Seniors .....	593
Uppers (11th-grade) .....	590
Lowers (10th-grade) .....	532
Juniors (9th-grade) .....	537
<b>Total .....</b>	<b>2,252</b>

### POST HIGH SCHOOL ACTIVITY

Class of '20 Graduates .....	571
Total attending college .....	65%

### STANDARDIZED TEST DATA-SAT

	Total Test Takers	Evidence Based Reading	Math
NFA-Average	576	504	485
State of CT-Average	37,745	518	502
College Board Benchmark		480	530

### FINE ARTS AT NFA

Norwich Free Academy's Fine Arts program is one of the oldest high school art programs in the country. The Academy is one of two high schools in the US with a full-time, professionally staffed art museum on campus open to the public. Nationally recognized, the Fine Arts program is rigorous, preparing students to continue their studies in competitive and prestigious art colleges and universities. Both students and faculty have been recognized for their achievements.

### MISSION STATEMENT

Since 1854, the mission of Norwich Free Academy has been "to return to our hamlets and our homes its priceless freight of youthful minds, enriched by learning, developed by a liberal culture, refined by study of all that is beautiful in nature and art, and prepared for the highest usefulness and the purest happiness."

Founder: John P. Gulliver, Dedication Ceremony - 1856



## E. Advanced Placement, Dual Enrollment and College Acceptance Data

### ADVANCED PLACEMENT

NFA offers Advanced Placement opportunities in Studio Art, Biology, Calculus AB and BC, Chemistry, Chinese Language, Computer Science, English Language, English Literature, Environmental Science, European History, French Language, Latin, Macro and Microeconomics, Physics 1 & 2, Psychology, Spanish Language, Statistics, and U.S. History.

145 students took 253 exams with 79% earning a score of 3 or higher.

Advanced Placement Scholars.....	14
Advanced Placement Scholars with Honors.....	7
Advanced Placement Scholars with Distinction...	5

### DUAL OR CONCURRENT ENROLLMENT COURSES

Students may earn college credits by taking courses at Norwich Free Academy through the following programs: University of Connecticut's (UConn) Early College Experience (ECE) program and Eastern Connecticut State University's (ECSU) Dual Enrollment program.

	<u>Courses Offered</u>	<u>Students Participating</u>	<u>Classes Enrolled</u>	<u>Earned Credit</u>
UConn	20	267	620	91%
ECSU	5	163	169	96%

---

### 2020 COLLEGE ACCEPTANCES

---

Adelphi University	Keene State College	Southern New Hampshire University	Villanova University
Albertus Magnus College	Keiser University - Fort Lauderdale	Spelman College	Virginia Tech
American University	King's College	Springfield College	Western Connecticut State University
ArtCenter College of Design	Lasell University	Stonehill College	Western New England University
Assumption College	Liberty University	Stony Brook University	Worcester Polytechnic Institute
Barnard College	Loyola University Maryland	Syracuse University	Worcester State University
Bay Path University	Manchester Community College	Texas Woman's University	Word of Life Bible Institute
Becker College	Marist College	The New School - All Divisions	
Bentley University	Massachusetts College of Pharmacy and Health Sciences (MCPHS)	The Ohio State University	
Boston University	Michigan State University	The University of Tampa	
Broward College	Mitchell College	Three Rivers Community College	
Brown University	Monroe College-New Rochelle	Tufts University	
Bryant University	New England Institute of Technology	United States Coast Guard Academy	
California State University-Fullerton	New York Film Academy - New York City	University of California, San Diego	
Castleton University	Nichols College	University of California-Berkeley	
Central Connecticut State University	North Carolina A & T State University	University of California-Davis	
Champlain College	Northeastern University	University of California-Los Angeles	
College of Charleston	Norwich University	University of Connecticut	
Connecticut College	Penn Foster College	University of Connecticut at Avery Point	
Crown College	Pennsylvania State University	University of Delaware	
Dean College	Plymouth State University	University of Hartford	
Duquesne University	Porter and Chester Institute	University of Hawaii at Hilo	
Eastern Connecticut State University	Pratt Institute-Main	University of Massachusetts Boston	
Eastern University	Providence College	University of Massachusetts Dartmouth	
Emerson College	Purdue University-Main Campus	University of Massachusetts-Amherst	
Endicott College	Quinebaug Valley Community College	University of Michigan-Dearborn	
Fairleigh Dickinson University	Quinnipiac University	University of New England	
Florida Atlantic University	Rensselaer Polytechnic Institute	University of New Hampshire-Main Campus	
Florida Institute of Technology	Rhode Island College	University of New Haven	
Florida South Western State College	Rhode Island School of Design	University of North Carolina at Charlotte	
Florida State College at Jacksonville	Rochester Institute of Technology	University of Pittsburgh-Pittsburgh Campus	
Fordham University	Roger Williams University	University of Rhode Island	
Georgia State University	Rutgers University-New Brunswick	University of South Carolina-Columbia	
Goodwin College	Sacred Heart University	University of Southern Maine	
Gordon College	Saint Leo University	University of Vermont	
Hillsborough Community College	Salve Regina University		
Hofstra University	Santa Clara University		
Howard University	Savannah College of Art and Design		
Iona College	School of the Art Institute of Chicago		
Jefferson University	Sinclair Community College		
Johnson & Wales University-North Miami	Southern Connecticut State University		
		University of Washington, Seattle	
		University of Wisconsin-Madison	

F. Colleges Attended by Class of 2020 Students: Reported by Town  
Post Secondary Schools Attended: Brooklyn

Colleges Attended by TOWN:	BROOKLYN
----------------------------	----------

College or University	# of Students Attending
New England Institute of Technology	1
Providence College	1
University of Massachusetts Boston	1
<b>Grand Total</b>	<b>3</b>

< ----- END OF REPORT ----- >



# NORWICH FREE ACADEMY

March 16, 2021

Dooley HOUSEHOLD  
RE: Christopher Dooley 11  
13 Henry Rd  
Brooklyn, CT 06234

Dear Parent/Guardian:

StudentNumber: 20220006

Congratulations! Christopher has been selected as one of eight students recognized for academic excellence as a Student of the Month for March 2021. Norwich Free Academy's Student of the Month Recognition Program honors nominated students who demonstrate excellence above and beyond that of their peers. Academic departments choose one student per month deserving of recognition based upon one or more of the following criteria:

- \* Academic achievement
- \* Collaboration with peers
- \* Academic improvement
- \* Exceptional effort
- \* Outstanding project/assignment work

Mrs. Cook, Social Studies department, nominated Christopher for the honor. In her nomination, Mrs. Cook wrote the following:

**Chris has excelled on all assignments. His effort is exceptional and he has consistently demonstrated high academic achievement. In addition, Chris presented an outstanding History Day paper on how The Emancipation Proclamation was communicated to the public. Chris conducted thorough and precise research that required trips to the public library and the use of microfilm to uncover local public opinion. As a result, Chris earned second place at the regional competition. We are very proud of Chris and look forward to seeing his paper advance to the state level.**

Nominees will be recognized in the press and on social media.

Thank you for sharing your child with us and contributing to the Norwich Free Academy's long legacy of academic excellence.

Best wishes for continued success.

Tracey DeDonato  
Bradlaw Principal

PROVIDING OPPORTUNITIES... PREPARING LIVES

# Brooklyn Board of Education

## \*Budget Expense Summary by Object

Fiscal Year: 2020-2021

From Date: 3/1/2021 To Date: 3/31/2021

Include pre encumbrance       Print accounts with zero balance       Filter Encumbrance Detail by Date Range  
 Exclude inactive accounts with zero balance

Account Number	Description	Budget	Adjustments	GL Budget	Current	YTD	Balance	Encumbrance	Budget Bal	% Rem
1010.00000.0000.000.51100	Salaries Administration	\$785,783.00	\$0.00	\$785,783.00	\$55,071.14	\$561,406.71	\$224,376.29	\$25,703.92	\$198,672.37	25.28%
1010.00000.0000.000.51103	Salaries- Substitute Teachers	\$114,000.00	\$0.00	\$114,000.00	\$5,449.28	\$16,197.16	\$97,802.84	\$0.00	\$97,802.84	85.79%
1010.00000.0000.000.51104	Salaries-Substitute Instructional Aides	\$36,880.00	(\$30,000.00)	\$6,880.00	\$834.79	\$5,976.23	\$903.77	\$0.00	\$903.77	13.14%
1010.00000.0000.000.51110	Salaries-Support Staff	\$923,578.00	\$47,189.43	\$970,767.43	\$84,298.32	\$653,613.94	\$317,153.49	\$15,126.86	\$302,026.63	31.11%
1010.00000.0000.000.51111	Salaries-Teachers	\$5,168,370.00	\$175,943.54	\$5,344,313.54	\$384,166.51	\$3,124,710.05	\$2,219,603.49	\$0.00	\$2,219,603.49	41.53%
1010.00000.0000.000.51112	Salaries-Instructional Aides	\$867,466.00	\$0.00	\$867,466.00	\$70,704.61	\$532,364.31	\$335,101.69	\$0.00	\$335,101.69	38.63%
1010.00000.0000.000.51119	ESY Teacher	\$4,982.00	\$0.00	\$4,982.00	\$0.00	\$8,225.12	(\$3,243.12)	\$0.00	(\$3,243.12)	-65.10%
1010.00000.0000.000.51129	ESY Paraprofessional	\$9,801.00	(\$4,041.54)	\$5,759.46	(\$75.00)	\$2,441.34	\$3,318.12	\$0.00	\$3,318.12	57.61%
1010.00000.0000.000.51130	Salaries-Custodial O/T	\$2,000.00	\$0.00	\$2,000.00	\$0.00	\$0.00	\$2,000.00	\$0.00	\$2,000.00	100.00%
1010.00000.0000.000.51131	Salaries Cafe Overtime	\$300.00	\$0.00	\$300.00	\$0.00	\$0.00	\$300.00	\$0.00	\$300.00	100.00%
1010.00000.0000.000.51151	Additional Compensation-Teachers	\$55,624.00	(\$25,000.00)	\$30,624.00	\$0.00	\$0.00	\$30,624.00	\$0.00	\$30,624.00	100.00%
1010.00000.0000.000.51152	IT Summer Salaries	\$7,400.00	\$0.00	\$7,400.00	\$0.00	\$6,337.65	\$1,062.35	\$0.00	\$1,062.35	14.36%
1010.00000.0000.000.52110	Cigna health employer	\$1,301,758.00	\$0.00	\$1,301,758.00	(\$1,602.68)	\$939,827.21	\$361,930.79	\$437,167.82	(\$75,237.03)	-5.78%
1010.00000.0000.000.52115	cigna dental employer	\$88,373.00	\$0.00	\$88,373.00	(\$126.85)	\$46,969.94	\$41,403.06	\$35,583.74	\$5,819.32	6.58%
1010.00000.0000.000.52120	HSA	\$185,000.00	\$0.00	\$185,000.00	\$1,250.00	\$171,875.00	\$13,125.00	\$0.00	\$13,125.00	7.09%
1010.00000.0000.000.52200	Fica/Medicare Employer portion	\$160,000.00	\$0.00	\$160,000.00	\$18,873.87	\$151,333.70	\$8,666.30	\$0.00	\$8,666.30	5.42%
1010.00000.0000.000.52300	Pension/Retirement Expenses	\$227,180.00	\$0.00	\$227,180.00	\$0.00	\$227,180.00	\$0.00	\$0.00	\$0.00	0.00%
1010.00000.0000.000.52510	Tuition Reimbursement	\$15,000.00	\$0.00	\$15,000.00	\$0.00	\$9,598.00	\$5,402.00	\$0.00	\$5,402.00	36.01%
1010.00000.0000.000.52600	Unemployment	\$35,000.00	\$0.00	\$35,000.00	\$0.00	\$11,078.35	\$23,921.65	\$12,921.65	\$11,000.00	31.43%
1010.00000.0000.000.52700	Workers Compensation	\$82,500.00	\$0.00	\$82,500.00	\$19,864.13	\$79,457.99	\$3,042.01	\$0.00	\$3,042.01	3.69%
1010.00000.0000.000.52800	Life Insurance	\$18,228.00	\$0.00	\$18,228.00	\$1,397.07	\$12,983.96	\$5,244.04	\$5,201.16	\$42.88	0.24%
1010.00000.0000.000.53020	Legal Services	\$50,000.00	\$0.00	\$50,000.00	\$876.00	\$16,628.50	\$33,371.50	\$8,371.50	\$25,000.00	50.00%
1010.00000.0000.000.53040	Nursing Services	\$76,440.00	\$0.00	\$76,440.00	\$0.00	\$0.00	\$76,440.00	\$35,280.00	\$41,160.00	53.85%
1010.00000.0000.000.53200	Professional Educational Services	\$91,647.00	\$13,500.00	\$105,147.00	\$197.64	\$95,910.34	\$9,236.66	\$578.80	\$8,657.86	8.23%
1010.00000.0000.000.53230	Pupil Services	\$77,000.00	(\$72,000.00)	\$5,000.00	\$164.70	\$1,185.20	\$3,814.80	\$0.00	\$3,814.80	76.30%
1010.00000.0000.000.53400	Other Professional Services	\$52,441.00	\$0.00	\$52,441.00	\$0.00	\$38,684.01	\$13,756.99	\$17,819.65	(\$4,062.66)	-7.75%
1010.00000.0000.000.53410	Audit	\$23,000.00	\$0.00	\$23,000.00	\$0.00	\$19,700.00	\$3,300.00	\$1,500.00	\$1,800.00	7.83%
1010.00000.0000.000.53500	Technical Services	\$62,700.00	\$0.00	\$62,700.00	\$445.00	\$39,633.73	\$23,066.27	\$2,394.00	\$20,672.27	32.97%
1010.00000.0000.000.53520	Other Technical Services	\$36,400.00	(\$6,000.00)	\$30,400.00	\$0.00	\$7,785.18	\$22,614.82	\$0.00	\$22,614.82	74.39%
1010.00000.0000.000.53540	Sports Officials	\$3,980.00	\$0.00	\$3,980.00	\$0.00	\$0.00	\$3,980.00	\$0.00	\$3,980.00	100.00%
1010.00000.0000.000.54101	Refuse Removal	\$13,200.00	\$0.00	\$13,200.00	\$480.00	\$7,016.00	\$6,184.00	\$3,372.00	\$2,812.00	21.30%
1010.00000.0000.000.54300	Equipment Repairs	\$17,275.00	\$0.00	\$17,275.00	\$1,719.45	\$9,734.79	\$7,540.21	\$18,575.00	(\$11,034.79)	-63.88%
1010.00000.0000.000.54301	Building Maintenance	\$36,000.00	(\$10,000.00)	\$26,000.00	\$0.00	\$19,946.42	\$6,053.58	\$11,763.10	(\$5,709.52)	-21.96%
1010.00000.0000.000.54302	Fire/Security Maintenance	\$16,000.00	\$0.00	\$16,000.00	\$530.00	\$12,782.11	\$3,217.89	\$2,214.50	\$1,003.39	6.27%

# Brooklyn Board of Education

## \*Budget Expense Summary by Object

Fiscal Year: 2020-2021

From Date: 3/1/2021 To Date: 3/31/2021

Include pre encumbrance       Print accounts with zero balance       Filter Encumbrance Detail by Date Range  
 Exclude inactive accounts with zero balance

Account Number	Description	Budget	Adjustments	GL Budget	Current	YTD	Balance	Encumbrance	Budget Bal	% Rem
1010.00000.0000.000.54303	Grounds Maintenance	\$17,000.00	\$0.00	\$17,000.00	\$262.13	\$7,616.87	\$9,383.13	\$4,611.44	\$4,771.69	28.07%
1010.00000.0000.000.54320	Technology Related Repairs	\$2,775.00	\$0.00	\$2,775.00	\$0.00	\$2,521.47	\$253.53	\$0.00	\$253.53	9.14%
1010.00000.0000.000.54411	Water/Sewer	\$23,500.00	\$0.00	\$23,500.00	\$0.00	\$14,604.41	\$8,895.59	\$8,855.59	\$40.00	0.17%
1010.00000.0000.000.54430	Rental of Computer Related Equipment	\$52,000.00	\$0.00	\$52,000.00	\$4,809.89	\$42,551.01	\$9,448.99	\$14,640.03	(\$5,191.04)	-9.98%
1010.00000.0000.000.55100	Pupil Transportation-Local/High	\$874,695.00	\$0.00	\$874,695.00	\$0.00	\$76,550.00	\$798,145.00	\$720,905.00	\$77,240.00	8.83%
1010.00000.0000.000.55110	Student Transportation-Spec. Ed In-State	\$287,560.00	\$0.00	\$287,560.00	\$14,990.00	\$68,595.78	\$218,964.22	\$187,928.32	\$31,035.90	10.79%
1010.00000.0000.000.55130	TRANS. SPECIAL ED - ESY	\$18,700.00	(\$18,700.00)	\$0.00	\$0.00	\$0.00	\$0.00	\$0.00	\$0.00	0.00%
1010.00000.0000.000.55150	Transportation-Athletics/Field Trips	\$23,725.00	(\$10,000.00)	\$13,725.00	\$0.00	\$0.00	\$13,725.00	\$0.00	\$13,725.00	100.00%
1010.00000.0000.000.55200	Property & Liability Insurance	\$69,000.00	\$0.00	\$69,000.00	\$17,614.18	\$70,458.00	(\$1,458.00)	\$0.00	(\$1,458.00)	-2.11%
1010.00000.0000.000.55300	Communications	\$12,940.00	\$0.00	\$12,940.00	\$288.36	\$7,500.90	\$5,439.10	\$3,403.02	\$2,036.08	15.73%
1010.00000.0000.000.55301	Postage	\$2,500.00	\$0.00	\$2,500.00	\$113.02	\$2,767.58	(\$267.58)	\$604.90	(\$872.48)	-34.90%
1010.00000.0000.000.55400	Advertising	\$7,000.00	\$0.00	\$7,000.00	\$0.00	\$6,530.90	\$469.10	\$0.00	\$469.10	6.70%
1010.00000.0000.000.55600	Tuition-High School	\$4,863,946.00	\$0.00	\$4,863,946.00	\$387,565.15	\$3,510,709.42	\$1,353,236.58	\$1,214,869.34	\$138,367.24	2.84%
1010.00000.0000.000.55610	Tuition-Vo Ag	\$69,595.00	\$0.00	\$69,595.00	\$6,823.00	\$47,761.00	\$21,834.00	\$20,469.00	\$1,365.00	1.96%
1010.00000.0000.000.55630	Tuition-Spec. Ed Private	\$817,274.00	\$0.00	\$817,274.00	\$12,386.48	\$626,178.25	\$191,095.75	\$424,492.68	(\$233,396.93)	-28.56%
1010.00000.0000.000.55640	Tuition-Spec. Ed-In State LEA	\$712,796.00	\$0.00	\$712,796.00	\$10,806.33	\$582,993.88	\$129,802.12	\$302,254.22	(\$172,452.10)	-24.19%
1010.00000.0000.000.55650	Tuition-Spec. Ed-Private Out of State	\$87,851.00	\$0.00	\$87,851.00	\$0.00	\$23,722.23	\$64,128.77	\$1,578.50	\$62,550.27	71.20%
1010.00000.0000.000.55800	Travel Reimbursement	\$7,000.00	\$0.00	\$7,000.00	\$153.84	\$1,461.48	\$5,538.52	\$0.00	\$5,538.52	79.12%
1010.00000.0000.000.55910	ADULT EDUCATION	\$27,575.00	\$0.00	\$27,575.00	\$0.00	\$29,841.00	(\$2,266.00)	\$0.00	(\$2,266.00)	-8.22%
1010.00000.0000.000.56100	General Supplies	\$92,593.00	(\$22,925.00)	\$69,668.00	\$370.67	\$37,185.32	\$32,482.68	\$9,827.34	\$22,655.34	32.52%
1010.00000.0000.000.56110	Instructional Supplies	\$34,534.00	\$0.00	\$34,534.00	\$125.97	\$12,825.74	\$21,708.26	\$376.88	\$21,331.38	61.77%
1010.00000.0000.000.56120	Admin Supplies	\$17,000.00	\$0.00	\$17,000.00	\$62.40	\$17,077.02	(\$77.02)	\$490.84	(\$567.86)	-3.34%
1010.00000.0000.000.56220	Electricity	\$90,000.00	\$0.00	\$90,000.00	\$16.41	\$93,123.53	(\$3,123.53)	\$35,741.95	(\$38,865.48)	-43.18%
1010.00000.0000.000.56230	Propane Gas	\$1,000.00	\$0.00	\$1,000.00	\$1,254.16	\$1,710.79	(\$710.79)	\$89.21	(\$800.00)	-80.00%
1010.00000.0000.000.56240	Fuel Oil	\$102,979.00	\$0.00	\$102,979.00	\$5,710.86	\$68,713.19	\$34,265.81	\$26,655.42	\$7,610.39	7.39%
1010.00000.0000.000.56260	Gasoline/Diesel	\$97,733.00	\$0.00	\$97,733.00	\$11,124.56	\$20,761.74	\$76,971.26	\$48,505.27	\$28,465.99	29.13%
1010.00000.0000.000.56400	Books	\$5,500.00	\$0.00	\$5,500.00	\$0.00	\$2,405.66	\$3,094.34	\$0.00	\$3,094.34	56.26%
1010.00000.0000.000.56410	Textbooks	\$23,751.00	\$0.00	\$23,751.00	\$0.00	\$2,497.58	\$21,253.42	\$6,955.00	\$14,298.42	60.20%
1010.00000.0000.000.56420	Library Books	\$4,520.00	\$0.00	\$4,520.00	\$0.00	\$1,229.65	\$3,290.35	\$0.00	\$3,290.35	72.80%
1010.00000.0000.000.56430	Periodicals	\$766.00	\$0.00	\$766.00	\$0.00	\$0.00	\$766.00	\$0.00	\$766.00	100.00%
1010.00000.0000.000.56500	Supplies - Technology Related	\$0.00	\$0.00	\$0.00	\$0.00	\$1,505.61	(\$1,505.61)	\$0.00	(\$1,505.61)	0.00%
1010.00000.0000.000.56900	Other Supplies	\$5,329.00	\$0.00	\$5,329.00	\$0.00	\$966.27	\$4,362.73	\$0.00	\$4,362.73	81.87%
1010.00000.0000.000.57345	Instructional Equipment	\$5,500.00	\$0.00	\$5,500.00	\$0.00	\$272.96	\$5,227.04	\$0.00	\$5,227.04	95.04%
1010.00000.0000.000.58100	Dues and Fees	\$29,548.00	\$0.00	\$29,548.00	\$966.59	\$25,466.75	\$4,081.25	\$1,327.32	\$2,753.93	9.32%

## Brooklyn Board of Education

### \*Budget Expense Summary by Object

From Date: 3/1/2021

To Date: 3/31/2021

Fiscal Year: 2020-2021

Include pre encumbrance

Print accounts with zero balance

Filter Encumbrance Detail by Date Range

Exclude inactive accounts with zero balance

Account Number	Description	Budget	Adjustments	GL Budget	Current	YTD	Balance	Encumbrance	Budget Bal	% Rem
1010.00000.0000.000.59140	Contingency	\$40,500.00	(\$37,966.43)	\$2,533.57	\$0.00	\$0.00	\$2,533.57	\$0.00	\$2,533.57	100.00%
<b>Grand Total:</b>		<b>\$19,173,991.00</b>	<b>\$0.00</b>	<b>\$19,173,991.00</b>	<b>\$1,119,961.98</b>	<b>\$12,238,688.93</b>	<b>\$6,935,302.07</b>	<b>\$3,668,154.97</b>	<b>\$3,267,147.10</b>	<b>17.04%</b>

End of Report

1010 General Fund BROOKLYN BOE EXPENDITURE REPORT Fiscal Year 2020-2021 YTD Through March 19, 2021 Payroll

Acct	Account Name	Adopted		Adjusted		Adj. v Expense			
		Budget 20-21	Transfers	Budget 20-21	Ytd Expended	Encumbered	Total Exp/Encum	Balance	% Exp/Encum
1100	<b>Total Salaries</b>	<b>\$7,976,184</b>	<b>\$164,091</b>	<b>\$8,140,275</b>	<b>\$4,911,348</b>	<b>\$3,173,311</b>	<b>\$8,084,659</b>	<b>\$55,617</b>	<b>101.36%</b>
1100	ADMINISTRATORS SALARY	\$785,783	\$0	\$785,783	\$561,407	\$225,453	\$786,860	(\$1,077)	100.14%
1103 / 1104	SUBSTITUTE TEACHERS & PARAPROFESSIONALS	\$150,880	-\$30,000	\$120,880	\$22,173	\$14,498	\$36,672	\$84,208	24.31%
1110	SUPPORT STAFF (SEC., CUST., NURSE, SOC WORK, TECH)	\$923,578	\$47,189	\$970,767	\$653,614	\$306,087	\$959,701	\$11,066	103.91%
1111	TEACHERS	\$5,168,370	\$175,944	\$5,344,314	\$3,124,710	\$2,241,490	\$5,366,200	(\$21,887)	103.83%
1112	PARAPROFESSIONALS	\$867,466	\$0	\$867,466	\$532,364	\$355,159	\$887,523	(\$20,057)	102.31%
1119 / 1129	ESY TEACHERS & PARAPROFESSIONALS	\$14,783	-\$4,042	\$10,741	\$10,741	\$0	\$10,741	\$0	72.66%
1130	CUSTODIAL OVERTIME	\$2,000	\$0	\$2,000	\$0	\$0	\$0	\$2,000	0.00%
1131	CAFETERIA OVERTIME	\$300	\$0	\$300	\$0	\$0	\$0	\$300	0.00%
1151	STIPENDS	\$55,624	-\$25,000	\$30,624	\$0	\$30,624	\$30,624	\$0	55.06%
1152	TECHNOLOGY (SUMMER)	\$7,400	\$0	\$7,400	\$6,338	\$0	\$6,338	\$1,062	85.64%
2000	<b>Total Benefits</b>	<b>\$2,113,039</b>	<b>\$0</b>	<b>\$2,113,039</b>	<b>\$1,631,430</b>	<b>\$573,720</b>	<b>\$2,205,150</b>	<b>(\$92,111)</b>	<b>104.36%</b>
2110 / 2115	HEALTH & DENTAL INSURANCE	\$1,390,131	\$0	\$1,390,131	\$986,797	\$472,752	\$1,459,549	(\$69,418)	104.99%
2120	H.S.A. CONTRIBUTIONS	\$185,000	\$0	\$185,000	\$171,875	\$0	\$171,875	\$13,125	92.91%
2200	FICA/MEDICARE	\$160,000	\$0	\$160,000	\$132,460	\$77,401	\$209,860	(\$49,860)	131.16%
2300	PENSION/RETIREMENT	\$227,180	\$0	\$227,180	\$227,180	\$0	\$227,180	\$0	100.00%
2510	TUITION REIMBURSEMENT	\$15,000	\$0	\$15,000	\$9,598	\$5,402	\$15,000	\$0	100.00%
2600	UNEMPLOYMENT COMPENSATION	\$35,000	\$0	\$35,000	\$11,078	\$12,922	\$24,000	\$11,000	68.57%
2700	WORKERS COMPENSATION	\$82,500	\$0	\$82,500	\$79,458	\$0	\$79,458	\$3,042	96.31%
2800	LIFE INSURANCE	\$18,228	\$0	\$18,228	\$12,984	\$5,244	\$18,228	\$0	100.00%
3000	<b>Total Prof. Services</b>	<b>\$473,608</b>	<b>-\$64,500</b>	<b>\$409,108</b>	<b>\$219,329</b>	<b>\$65,253</b>	<b>\$284,583</b>	<b>\$124,525</b>	<b>60.09%</b>
3020	BOARD OF ED - LEGAL	\$50,000	\$0	\$50,000	\$16,629	\$8,372	\$25,000	\$25,000	50.00%
3040	NURSING SERVICES	\$76,440	\$0	\$76,440	\$0	\$35,280	\$35,280	\$41,160	46.15%
3200 / 3230	PROFESSIONAL & PUPIL SERVICES	\$168,647	-\$58,500	\$110,147	\$96,898	\$579	\$97,477	\$12,670	57.80%
3400 / 3410	OTHER PROFESSIONAL SERVICES & AUDIT	\$75,441	\$0	\$75,441	\$58,384	\$18,629	\$77,013	(\$1,572)	102.08%
3500 / 3520	TECHNICAL SERVICES	\$99,100	-\$6,000	\$93,100	\$47,419	\$2,394	\$49,813	\$43,287	0.00%
3540	SPORTS OFFICIALS	\$3,980	\$0	\$3,980	\$0	\$0	\$0	\$3,980	0.00%
4000	<b>Total Contracted Services</b>	<b>\$177,750</b>	<b>-\$10,000</b>	<b>\$167,750</b>	<b>\$116,773</b>	<b>\$64,032</b>	<b>\$180,805</b>	<b>(\$13,055)</b>	<b>101.72%</b>
4101	REFUSE REMOVAL	\$13,200	\$0	\$13,200	\$7,016	\$3,372	\$10,388	\$2,812	78.70%
4300	EQUIPMENT REPAIRS	\$17,275	\$0	\$17,275	\$9,735	\$18,575	\$28,310	(\$11,035)	163.88%
4301	BUILDING MAINTENANCE	\$36,000	-\$10,000	\$26,000	\$19,946	\$11,763	\$31,710	(\$5,710)	88.08%
4302	FIRE/SECURITY MAINTENANCE	\$16,000	\$0	\$16,000	\$12,782	\$2,215	\$14,997	\$1,003	93.73%
4303	GROUNDS MAINTENANCE	\$17,000	\$0	\$17,000	\$7,617	\$4,611	\$12,228	\$4,772	71.93%
4320	TECHNOLOGY RELATED REPAIRS	\$2,775	\$0	\$2,775	\$2,521	\$0	\$2,521	\$254	90.86%
4411	WATER/SEWER	\$23,500	\$0	\$23,500	\$14,604	\$8,856	\$23,460	\$40	99.83%
4430	RENTAL OF COMPUTER RELATED EQUIP	\$52,000	\$0	\$52,000	\$42,551	\$14,640	\$57,191	(\$5,191)	109.98%



1010 General Fund BROOKLYN BOE EXPENDITURE REPORT Fiscal Year 2020-2021 YTD Through March 19, 2021 Payroll

5100	TRANSPORTATION-REGULAR	\$874,695	\$0	\$874,695	\$76,550	\$720,905	\$797,455	\$77,240	91.17%
5110	TRANSPORTATION-SPECIAL ED	\$287,560	\$0	\$287,560	\$68,596	\$187,928	\$256,524	\$31,036	89.21%
5130	TRANSPORTATION-ESY	\$18,700	-\$18,700	\$0	\$0	\$0	\$0	\$0	0.00%
5150	TRANSPORTATION-FIELD TRIPS/ATHLETIC	\$23,725	-\$10,000	\$13,725	\$0	\$0	\$0	\$13,725	0.00%
5200	LIABILITY INSURANCE	\$69,000	\$0	\$69,000	\$70,458	\$0	\$70,458	(\$1,458)	102.11%
5300	COMMUNICATIONS	\$12,940	\$0	\$12,940	\$7,501	\$3,034	\$10,535	\$2,405	81.41%
5301	POSTAGE	\$2,500	\$0	\$2,500	\$2,768	\$605	\$3,372	(\$872)	134.90%
5400	ADVERTISING	\$7,000	\$0	\$7,000	\$6,531	\$0	\$6,531	\$469	93.30%
5600	TUITION-HIGH SCHOOL & VO-AG	\$4,933,541	\$0	\$4,933,541	\$3,558,470	\$1,235,338	\$4,793,809	\$139,732	97.17%
5630 /5640 / 5650	TUITION-SPECIAL ED	\$1,617,921	\$0	\$1,617,921	\$913,001	\$728,325	\$1,641,327	(\$23,406)	101.45%
5800	TRAVEL	\$7,000	\$0	\$7,000	\$1,385	\$0	\$1,385	\$5,615	19.78%
5910	ADULT EDUCATION	\$27,575	\$0	\$27,575	\$29,841	\$0	\$29,841	(\$2,266)	108.22%
<b>5000</b>	<b>Total Other Services</b>	<b>\$7,882,157</b>	<b>-\$28,700</b>	<b>\$7,853,457</b>	<b>\$4,735,101</b>	<b>\$2,876,136</b>	<b>\$7,611,236</b>	<b>\$242,221</b>	<b>96.56%</b>
6100	GENERAL SUPPLIES	\$92,593	-\$22,925	\$69,668	\$37,185	\$9,827	\$47,013	\$22,655	50.77%
6110	INSTRUCTIONAL SUPPLIES	\$34,534	\$0	\$34,534	\$12,826	\$377	\$13,203	\$21,331	38.23%
6120	ADMIN SUPPLIES	\$17,000	\$0	\$17,000	\$17,077	\$491	\$17,568	(\$568)	103.34%
6220	ELECTRICITY	\$90,000	\$0	\$90,000	\$93,124	\$35,742	\$128,865	(\$38,865)	143.18%
6230	PROPANE GAS	\$1,000	\$0	\$1,000	\$1,711	\$89	\$1,800	(\$800)	180.00%
6240	FUEL OIL	\$102,979	\$0	\$102,979	\$68,713	\$26,655	\$95,369	\$7,610	92.61%
6260	GASOLINE/DIESEL	\$97,733	\$0	\$97,733	\$20,762	\$48,505	\$69,267	\$28,466	70.87%
6400	BOOKS	\$5,500	\$0	\$5,500	\$2,406	\$0	\$2,406	\$3,094	43.74%
6410	TEXTBOOKS	\$23,751	\$0	\$23,751	\$2,498	\$6,955	\$9,453	\$14,298	39.80%
6420 / 6430	LIBRARY BOOKS / PERIODICALS	\$5,286	\$0	\$5,286	\$1,230	\$0	\$1,230	\$4,056	23.26%
6500	TECHNOLOGY SUPPLIES	\$0	\$0	\$0	\$1,506	\$0	\$1,506	(\$1,506)	0.00%
6900	OTHER SUPPLIES	\$5,329	\$0	\$5,329	\$966	\$0	\$966	\$4,363	18.13%
<b>6000</b>	<b>Total Supplies</b>	<b>\$475,705</b>	<b>-\$22,925</b>	<b>\$452,780</b>	<b>\$260,002</b>	<b>\$128,642</b>	<b>\$388,644</b>	<b>\$64,136</b>	<b>81.70%</b>
7000	EQUIPMENT	\$5,500	\$0	\$5,500	\$273	\$0	\$273	\$5,227	0.00%
<b>7000</b>	<b>Total Equipment</b>	<b>\$5,500</b>	<b>\$0</b>	<b>\$5,500</b>	<b>\$273</b>	<b>\$0</b>	<b>\$273</b>	<b>\$5,227</b>	<b>0.00%</b>
8100	DUES & FEES	\$29,548	\$0	\$29,548	\$25,467	\$1,327	\$26,794	\$2,754	90.68%
<b>8000</b>	<b>Total Dues &amp; Fees</b>	<b>\$29,548</b>	<b>\$0</b>	<b>\$29,548</b>	<b>\$25,467</b>	<b>\$1,327</b>	<b>\$26,794</b>	<b>\$2,754</b>	<b>90.68%</b>
9140	CONTINGENCY	\$40,500	-\$37,966	\$2,534	\$0	\$0	\$0	\$2,534	0.00%
<b>9000</b>	<b>Total Other</b>	<b>\$40,500</b>	<b>-\$37,966</b>	<b>\$2,534</b>	<b>\$0</b>	<b>\$0</b>	<b>\$0</b>	<b>\$2,534</b>	<b>0.00%</b>
<b>1010</b>	<b>Total General Fund</b>	<b>\$19,173,991</b>	<b>\$0</b>	<b>\$19,173,991</b>	<b>\$11,899,723</b>	<b>\$6,882,421</b>	<b>\$18,782,144</b>	<b>\$391,847</b>	<b>97.96%</b>



<b>Brooklyn Public Schools Enrollment Report 2020-21</b>							March 15, 2021
<b>BES Grade Level, Sections</b>	<b>Pre-K</b>	<b>K</b>	<b>First</b>	<b>Second</b>	<b>Third</b>	<b>Fourth</b>	<b>Total</b>
PK AM Class 1	13	18		17	17	16	81
PK PM Class 1	11	18	14				43
PK AM Class 2			16	17	14	18	65
PK PM Class 2		16	17	17	17	16	83
PK AM Class 3	13	16	18	17	15	14	93
PK PM Class 3	11						11
IIC	1	1	3			1	6
TLC				2	2		4
CARD		0	0	0	0		0
<b>Total in person</b>	<b>49</b>	<b>69</b>	<b>68</b>	<b>70</b>	<b>65</b>	<b>65</b>	<b>386</b>
Opt Out/Distance Learning. 6 staff	13	13	14	16	23	10	89
Homeschooled	8	9	9	8	5	4	43
<b>Total Enrolled in this grade (excluding homeschooled)</b>	<b>62</b>	<b>82</b>	<b>82</b>	<b>86</b>	<b>88</b>	<b>75</b>	<b>475</b>
<b>BMS Grade Level, Sections</b>	<b>Fifth</b>	<b>Sixth</b>	<b>Seventh</b>	<b>Eighth</b>			<b>Total</b>
	13	15	15	11			54
	13	13	13	12			51
	13	12	17	13			55
	12	17	16	12			57
	11	3	15	12			41
	12						12
	1						1
<b>Total in person</b>	<b>75</b>	<b>60</b>	<b>76</b>	<b>60</b>	<b>-</b>	<b>-</b>	<b>271</b>
Opt Out/Distance Learning. 2 staff	15	14	19	11			59
Homeschooled	9	4	3	2			18
<b>Total Enrolled in this grade (excluding homeschooled)</b>	<b>90</b>	<b>74</b>	<b>95</b>	<b>71</b>			<b>330</b>
<b>TOTAL OPT OUT DISTRICT PK-8</b>							<b>148</b>
<b>TOTAL ENROLLMENT IN DISTRICT PK-8</b>							<b>805</b>
<b>High School Stud</b>	<b>Ninth</b>	<b>Tenth</b>	<b>Eleventh</b>	<b>Twelfth</b>			<b>Total</b>
Woodstock Academy	48.5	64	41.5	33			187
Killingly High School	27	35	21	31			114
Killingly Ag Science	6	1	2	1			10
Plainfield High School	0	0	1	1			2
Parish Hill High School	0	0	1	1			2
Putnam High School	0	0	0	0			0
Griswold High School	0	0	0	0			0
Norwich Free Academy	2	6	1	4			13
Ellis Technical High School	16	17	18	19			70
Quinebaug Middle College	2	1	3	6			12
Act	0	0	0	2			2
**LEARN Magnet School	0	0	0	0			0
							<b>412</b>
<b>OUT OF DISTRICT STUDENTS (not counted in totals)</b>							<b>13</b>
<b>TOTAL BROOKLYN STUDENT ENROLLMENT PK-21 Including Opt Out</b>							<b>1230</b>
<b>Total Enrollment</b>	<b>Sept</b>	<b>Oct</b>	<b>Nov</b>	<b>Dec</b>	<b>Jan</b>	<b>Feb</b>	<b>Mar</b>
2017-18	1314	1314	1311	1304	1310	1312	
2018-19	1332	1336	1327	1326	1325	1325	
2019-20	1342	1343	1344	1345	1348	1342	
2020-2021 (COVID, In/Opt Out)	1230	1242	1243	1246	1245	1227	1230
<b>Students who are homeschooled</b>	<b>61</b>	<b>35</b>	<b>47</b>	<b>61</b>	<b>50</b>	<b>61</b>	<b>61</b>

# BROOKLYN PUBLIC SCHOOLS

Brooklyn, Connecticut 06234

## March Brooklyn's Best

### BES

- Thank you to our nursing staff that is working around the clock to foster a healthy school community.
- Thank you to the PTO for providing a fun, inspiring virtual assembly with the Harlem Wizards. Our students were thrilled to see all their classmates on Zoom enjoying a very interactive, positive assembly.
- A huge thank you to the entire BES staff for pitching in with lunch and bus coverage during times that we have been short-handed - giving our all for the students.
- Congratulations to the Kindergarten team that has completed the largest % of ST Math this year with Mr. Briere's class having the highest percentage completed with the other classes close behind.
- Our students have made drastic progress in Lexia. We started the year with 38% working on below grade level material, 50% on grade level material and 12% above grade level material. We now have 23% working on below grade level material, 40% on grade level material and 37% above grade level material.

### BMS

- Q2 Lions Club Award Recipients:  
Grade 5: Donnovin Grenier  
Grade 6: Kaitlyn Thiffeault  
Grade 7: Giavanna Diaz  
Grade 8: Kaylee Spring
- Thank you to our school nurse, Sherry MacFarland, for all of her hard work during and outside of the school day to foster a healthy school community!
- Thank you to the PTO for providing a Harlem Wizards Virtual Assembly for a common school experience.
- We celebrated our full return to in-person learning with a variety of activities through the first week to celebrate friendship and togetherness!
- Keep an eye on the front of the middle school as our fall bulbs that were planted are starting to grow!
- We have started our fundraising campaign for a new community fitness course. There is a team of teachers planning fundraising events and reaching out to local businesses for support in this large scale project.

### District

- The Town of Brooklyn Parks and Recreation and the Brooklyn Public Schools are working collaboratively to offer summer opportunities for students to finish learning, and to interact with their peers through Summer Academy and Summer Camp! We are able to offer this using grant funds to support student learning following a year of disruptions and for some, limited interactions with their peers. The funding for this is anticipated as part of the American Rescue Funds.
- Brooklyn Staff have received their first vaccination on March 9th and their second vaccination will be on April 6th. Staff who received the vaccination in the school will be fully vaccinated on April 20th! We are grateful to NDDH and the many volunteers who were here to administer the vaccinations!



Brooklyn Middle School

# Brooklyn Middle School Community Fitness Course

## BMS Booster Club

February 2021



# Goal in Establishing the Fitness Course at Brooklyn Middle School



Brooklyn Middle School

To promote outdoor physical fitness for the student body and the community during the school day and beyond to positively impact their social emotional well being.

During the school day, students have limited access to equipment that can be utilized during recess and physical education periods. This course can also support our athletic programming and conditioning.

If we are able to raise the funding, we will be able to establish a course that will be utilized throughout the school day and hopefully by the community both before and after school hours as well as on weekends.





Brooklyn Middle School



Current Structure Available to Middle School Students





Proposed Site for New Course

# Community Fitness Course Proposal



Brooklyn Middle School

Brooklyn Middle School is fortunate to have a large open field available to students and the community. This field is readily available for development.

We would like to create a space that will promote wellness and provides a common place for students and families to gather that is welcoming and accessible to all.

The space would include the following

- A walking track around the perimeter of the field
  - Laid foundation of crushed stone or pavement
- 10 fitness stations
  - Balance steps
  - Beams
  - Climbers
  - More...





Brooklyn Middle School


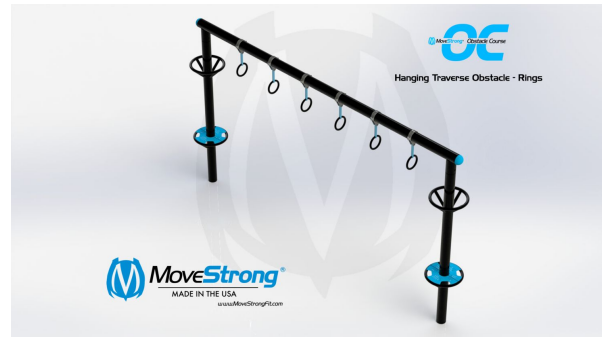


Model of Proposed Layout





Brooklyn Middle School



Examples of Potential Stations

# Expected Cost



Brooklyn Middle School

Projected Cost: \$100,000

→ Known Cost

◆ \$74,732 Outdoor Fitness Equipment

◆ \$5010.93 Shipping

→ Unknown Cost

◆ Installation

◆ Perimeter Track



# Brooklyn Public Schools Summer Academy

July 5-July 29, 2021

Monday-Thursday

*The Brooklyn Public Schools and the Brooklyn Parks and Recreation will collaborate to offer students summer opportunities to engage in social interactions with their peers, engage in learning and **have fun!***

## Student Selection

- Brooklyn residents are invited to sign up for parks and recreation summer camp at no cost, the registration forms will be available in April
- Approximately 15 students entering grades K-8 will be invited to participate in Summer Academy based on universal screening assessments
- All students will be given breakfast and lunch daily
- Limited bus transportation will be provided to group stops
- Academics will address priority standards for success
  - BES: 9:00-11:30 Breakfast, Math, Language Arts  
11:30-1:30 Lunch and Club Activities
  - BMS: 9:00-11:00 Breakfast, Math, Language Arts  
11:00-1:30 Lunch and Club Activities
- Clubs will include: arts and crafts, nature walks, sports, science and chess

- Students will be able to attend Summary Academy and then can finish the day at summer camp until 4:00 PM, or go home at 1:30 PM
- All students are invited to attend camp on Fridays

## You have other plans, that is okay.....

- If you have other plans, but know that your child will benefit from continued reading and math over the summer we will have:
  - Summer Lexia, Freckle Math and ST Math Challenges
  - We want to support you and your child to have a great summer
  - We will loan out devices to students who want to meet the **Summer Challenge!!**

## Incoming Kindergarten Students

are the

## High School Class of 2034!

We want to welcome all students who will be kindergarteners next year!

Registration forms are online!

[http://es.brooklynschools.org/new\\_student\\_registration](http://es.brooklynschools.org/new_student_registration)

**Watch for more information!**

Summer programming is being made available through  
ESSER II and American Rescue Plan Funds!



## Two Required Motions for HFC

The district's HFC vote must address the two motions below. Maintain a copy of the meeting minutes indicating the results of the two HFC votes. The authorized signer will upload this information to the CSDE's CNP System later this spring when the CSDE notifies districts that the online HFC application module is available.

1. **Vote for healthy food option:** The board of education or governing authority for each public school that participates in the NSLP must vote "yes" or "no" on whether to implement the healthy food option of C.G.S. Section 10-215f, i.e., follow the CNS for all foods sold to students separately from reimbursable meals. The board motion and board-approved meeting minutes must include the following specific criteria for the healthy food option required by C.G.S. Section 10-215f:

**Motion language for healthy food option:** Pursuant to C.G.S. Section 10-215f, the board of education or governing authority certifies that all food items offered for sale to students in the schools under its jurisdiction, and not exempted from the Connecticut Nutrition Standards published by the Connecticut State Department of Education, will comply with the Connecticut Nutrition Standards during the period of July 1, 2021, through June 30, 2022. This certification shall include all food offered for sale to students separately from reimbursable meals at all times and from all sources, including but not limited to school stores, vending machines, school cafeterias, culinary programs, and any fundraising activities on school premises sponsored by the school or non-school organizations and groups.

2. **Vote for food exemptions:** If the board of education or governing authority votes "yes" for the healthy food option, the board of education or governing authority must also vote on whether to allow food exemptions. (**Note:** If the board of education or governing authority votes "no" for the healthy food option, a vote on whether to allow food exemptions is **not** required.) The board motion and board-approved meeting minutes must include the following specific criteria for the food exemptions required by C.G.S. Section 10-215f:

**Motion language for food exemptions:** The board of education or governing authority will allow the sale to students of food items that do not meet the Connecticut Nutrition Standards provided that the following conditions are met: 1) the sale is in connection with an event occurring after the end of the regular school day or on the weekend; 2) the sale is at the location of the event; and 3) the food items are not sold from a vending machine or school store. An "event" is an occurrence that involves more than just a regularly scheduled practice, meeting, or extracurricular activity. For example, soccer games, school plays, and interscholastic debates are events but soccer practices, play rehearsals, and debate team meetings are not. The "regular school day" is the period from midnight before to 30 minutes after the end of the official school day. "Location" means where the event is being held.

### Information on Beverages

The beverage requirements of C.G.S. [Section 10-221g](#) apply to **all public schools**, regardless of whether the district certifies for the healthy food option of HFC under C.G.S. Section 10-215f. Additional information on the beverage requirements is available on the CSDE's [Beverage Requirements](#) webpage.

**Vote for beverage exemptions:** Beverage exemptions under C.G.S. Section 10-221q are **not** part of the annual HFC Statement, which applies only to food sales. If a public school district chooses to allow beverage exemptions, the CSDE recommends that the board of education or governing authority conducts the vote on beverage exemptions at the **same time** as the HFC votes. If the district does not have a beverage exemption in place, the district's schools can **never** sell noncompliant beverages to students. The board motion and board-approved meeting minutes must include the following specific criteria for beverage exemptions required by C.G.S. Section 10-221q:

**Motion language for beverage exemptions:** The board of education or governing authority will allow the sale to students of beverages not listed in Section 10-221q of the Connecticut General Statutes provided that the following conditions are met: 1) the sale is in connection with an event occurring after the end of the regular school day or on the weekend; 2) the sale is at the location of the event; and 3) the beverages are not sold from a vending machine or school store. An "event" is an occurrence that involves more than just a regularly scheduled practice, meeting or extracurricular activity. The "school day" is the period from midnight before to 30 minutes after the end of the official school day. "Location" means where the event is being held, and must be the same place as the beverage sales.

**Option to combine food and beverage exemptions**

Instead of two separate food and beverage motions, the district may choose to combine food and beverage exemptions in one motion by using the language below.

**Motion language for combined food and beverage exemptions:** The board of education or governing authority will allow the sale to students of food items that do not meet the Connecticut Nutrition Standards and beverages not listed in Section 10-221q of the Connecticut General Statutes provided that the following conditions are met: 1) the sale is in connection with an event occurring after the end of the regular school day or on the weekend; 2) the sale is at the location of the event; and 3) the food and beverage items are not sold from a vending machine or school store. An "event" is an occurrence that involves more than just a regularly scheduled practice, meeting, or extracurricular activity. For example, soccer games, school plays, and interscholastic debates are events but soccer practices, play rehearsals, and debate team meetings are not. The "regular school day" is the period from midnight before to 30 minutes after the end of the official school day. "Location" means where the event is being held.

## Students

### Administering Medication

#### Opioid Overdose Prevention (Emergency Administration of Naloxone)

The Board of Education (Board) is committed to enhancing the health and safety of individuals within the school environment. The District will store Naloxone and protocols for its administration in emergency situations to assist individuals suspected to be experiencing an opioid overdose in the nurse's office in each school.

#### Delegation of Responsibility

The Board directs the School Medical Advisor to issue a non-patient specific order to District school nurses to administer intranasal Naloxone (also known as Narcan, among other names) for the purpose of emergency first aid to students or staff who do not have a prior written order from a qualified medical professional for the administration of Naloxone. The non-patient specific order shall include a written protocol containing the elements required by the regulations of the Department of Consumer Protection.

The Board permits school nurses to administer Naloxone to any person at school or a school event displaying symptoms of an opioid overdose. The District will store the Naloxone kits in a secure but accessible location consistent with the district's emergency response plan, such as the nurse's office. Naloxone shall be accessible during school hours and during on-site school-sponsored activities.

#### Acquisition, Storage and Disposal

Naloxone shall be safely stored in the school nurse's office in accordance with the drug manufacturer's instructions.

The school nurse shall obtain sufficient supplies of Naloxone pursuant to the standing order in the same manner as other medical supplies acquired for the school health program. The school nurse or designee shall regularly inventory and refresh Naloxone stocks, and maintain records thereof. In accordance with internal procedures, manufacturer's recommendations and any applicable Department of Public Health guidelines.

(cf. [5141](#) - Administering Medications)

Legal Reference: Connecticut General Statutes

[10-212](#) School nurses and nurse practitioners. Administration of medications by parents or guardians on school grounds. Criminal history; records check.

[10-212a](#) Administration of medications in schools. (as amended by PA 99-2, and June Special Session and PA 03-211, PA 04-181, PA 07-241, PA 07-252, PA 09-155, PA 12-198, PA 14-176 and PA 15-215)

[17a-714](#) Immunity for prescribing, dispensing or administering an opioid antagonist to treat or prevent a drug overdose.

[21a-279\(g\)](#) Penalty for illegal possession. Alternate sentences. Immunity.

[52-557b](#) Immunity from liability for emergency medical assistance first aid or medication by injection. School personnel not required to administer or render. (as amended by PA 05-144, An Act Concerning the Emergency Use of Cartridge Injectors)

Connecticut Regulations of State Agencies [10-212a-1](#) through [10-212a-10](#), inclusive, as amended.

PA 15-198: An Act Concerning Substance Abuse and Opioid Overdose Prevention

PA 16-43: An Act Concerning Opioids and Access to Overdose Reversal Drugs

**Policy adopted:**