

RECEIVED
TOWN CLERK'S OFFICE

2020 APR 14 PM 1:41

RECORDED VOL. PAGE
Katherine Brien
TOWN CLERK BROOKLYN, CT

Brooklyn Board of Finance
Regular Meeting Agenda
Wednesday, April 15, 2020
7:00PM via Cisco Webex Meetings

To join this meeting via either the web or by telephone, follow one of the sets of instructions below:

Web

www.webex.com

On the top right, click Join

Enter meeting information: 714191820

Enter meeting password: 99A44s

Click join meeting

*Participants and observers are requested to mute their devices to avoid extraneous noise that degrades audio quality.

Phone

Dial 1-408-418-9388

Enter meeting number 714191820

You can bypass attendee number by pressing #

AGENDA

1. Call to Order and Determination of a Quorum
2. Public Comment

Participants and Observers desiring to speak are asked to so indicate and to wait for the Chairman to select you to comment. All speakers are required to identify themselves and to state their address each time they speak.

3. Action on Minutes 2/19/20 Meeting
4. Introduction of Finance Director Stephanie Levin
5. Old Business
 - a. Review of 2018-2019 Audit by King, King and Associates
 - b. 2019-2020 Financial Reports Review by R. Ives and S. Levin
 - c. Update on TAR and LoCIP Funds by R. Ives
 - d. Status of legislation related to Brooklyn Little League grant by R. Ives
 - e. Update on potential for health insurance rate reduction by R. Ives
 - f. Discussion of town tax deferments authorized by Governor Lamont - R. Ives
 - g. Review of revised BoF meeting schedule and 2020-2021 Budget Process
 - h. Other Old Business

6. New Business

a. Impact of COVID-19 and Governor Lamont's Executive Orders on Town of Brooklyn Finances and Government Operations - R. Ives

b. Other New Business

7. Liaison Reports

a. Housing Authority

b. Recreation Commission

c. Selectmen, BRRA and WPCA


d. Board of Fire Commissioners

e. Board of Education

f. Other

8. Public Comment

9. Adjournment

A handwritten signature in black ink that reads "Jeff Otto" followed by a circled "MB" in parentheses.

Jeff Otto
Chairman

Note: Per Gov. Lamont's Executive Orders, all documents that are expected to be discussed at this and other meetings must be included in the Agenda for the Meeting, whether they have been previously submitted to the participants or not. Accordingly, please note the following attachments

RECEIVED
TOWN CLERK'S OFFICE

2020 APR 14 PM 12:25

RECORDED VOL. PAGE
Katherine B. Mason
TOWN CLERK'S OFFICE

**Board of Finance
Regular Meeting Minutes
Wednesday, February 19, 2020
7:00pm Clifford B. Green Memorial Center**

Present: Jeff Otto, Drew Dionne, Sandy Brodeur, Heather Allen, Kim Conroy; via phone, and Melissa Bradley; recording secretary
Ken Dykstra absent w/notification

1. **Call to Order:** Mr. Otto called the meeting to order at 7:02pm.
2. **Public Comment:** None
3. **Action on Minutes of 1/15/20:** Drew Dionne made a motion to accept the minutes of 1/15/20 as presented. Sandy Brodeur seconded the motion. Motion passed 5-0.
4. **Old Business**
 - a) **Financial Department Update**
 1. **Daily/Weekly Duties:** The office is still cross training; it seems to be going well.
 2. **Candidate & Interview Status:** The search for a Finance Director is ongoing. Another interview is scheduled for tomorrow.
 - b) **2018-19 Audit Status:** The audit is on schedule to be finished for the end of the month.
 - c) **2019-20 Financial Reports Status:** Reports will be sent to members.
 - d) **TAR/LoCIP Funds:** Mr. Ives was at a meeting today and was told they are confident the funds are coming, just no time frame was given.
 - e) **Little League Grant Status:** A bill will be presented and have authorization to pay the full grant; hopefully before the end of the session.
 - f) **Any Questions on Fire Department Quarterly Reports:** Mr. Otto has not received any questions from members, but if they have any, to send them to him.

Sandy Brodeur asks for update on the current lawsuits. Mr. Ives states one will be over soon, and another does not look like it will go far. The two concerning the wrongful deaths will be a long process and is in the hands of the insurance company at this point.

5. **New Business**
 - a) **Restatement Confirmation of Budget Calendar**
 - March 18 Fire Commissioners & Recreation
 - March 24 General Government
 - April 1 Board of Education
 - April 15 Capital

April 29 Consolidation

Mr. Ives states Joe Voccio is assembling the capital committee and will be meeting soon.

- b) **Health Insurance Cost Projection:** An increase of 19.5% was projected. There will be another adjustment and will decrease. It may drop 3-5 points, but losses have continued to get worse.
- c) **Other New Business:** None

6. Liaison Reports

- a) **Housing Authority:** Met on January 21st to set 2020 meeting dates. They discussed cleaning up buildings on Tiffany and Front Street. 5 Front Street is in imminent danger and will be discussed further. Next meeting is set for March 18th.
Mr. Ives states a Town Meeting will be necessary to purchase the Community Center. The Town needs an affordable housing plan. The Front Street building needs so much work, an option would be to buy it back and demolish it.
- b) **Recreation:** Met on Monday and is ready to present their budget.
- c) **BoFC:** Met last Wednesday and approved the operating budgets. East Brooklyn has an increase of approximately 5%. Mortlake has no increase. Capital has not yet been discussed. East Brooklyn is looking to replace a used vehicle with a new vehicle. Their new fire truck has been delivered.
- d) **BoE:** The next budget meeting is scheduled for next Wednesday, currently the budget is at a 9.5% increase.
- e) **Other:** None

7. Public Comment: None

- 8. **Adjourn:** Sandy Brodeur made a motion to adjourn the meeting. Drew Dionne seconded the motion. Meeting adjourned at 7:30pm.

Respectfully Submitted;

Melissa J. Bradley
Recording Secretary

Town of Brooklyn

Revenue Report

Fiscal Year: 2019-2020

From Date: 4/1/2020 To Date: 6/30/2020

Subtotal by Collapse Mask Include pre encumbrance Print accounts with zero balance Filter Encumbrance Detail by Date Range
 Exclude Inactive Accounts with zero balance

Account Number	Description	GL Budget	Range To Date	YTD	Balance	Encumbrance	Budget Balance	% Bud
1005.00.0000.41111	Property Taxes Current	(\$15,777,049.00)	\$0.00	(\$12,564,325.09)	(\$3,212,723.91)	\$739.03	(\$3,213,462.94)	20.37%
1005.00.0000.41112	Property Taxes Prior	(\$169,786.00)	\$0.00	(\$118,767.99)	(\$51,018.01)	\$0.00	(\$118,767.99)	30.05%
1005.00.0000.41113	Property Taxes Interest & Lien	(\$75,000.00)	\$0.00	(\$59,688.58)	(\$15,311.42)	\$0.00	(\$15,311.42)	20.42%
1005.00.0000.41114	Property Taxes Motor Vehicle S	(\$325,000.00)	\$0.00	(\$222,844.90)	(\$102,155.10)	\$0.00	(\$102,155.10)	31.43%
1005.00.0000.42000	Building Permits	(\$80,000.00)	\$0.00	(\$43,184.50)	(\$36,815.50)	\$0.00	(\$36,815.50)	46.02%
1005.00.0000.42202	Fire Marshal Fees	(\$1,500.00)	\$0.00	(\$620.00)	(\$880.00)	\$0.00	(\$880.00)	58.67%
1005.00.0000.42203	Planning & Zoning Fees	(\$9,000.00)	\$0.00	(\$5,565.00)	(\$3,435.00)	\$0.00	(\$3,435.00)	38.17%
1005.00.0000.42204	Inland Wetlands Fees	(\$2,000.00)	\$0.00	(\$6,940.00)	\$4,940.00	\$0.00	\$4,940.00	247.00%
1005.00.0000.42205	ZBA Fees	(\$500.00)	\$0.00	\$0.00	(\$500.00)	\$0.00	(\$500.00)	100.00%
1005.00.0000.42261	Dog Licenses	(\$500.00)	\$0.00	\$1,409.50	(\$1,909.50)	\$0.00	(\$1,909.50)	381.90%
1005.00.0000.42263	Dog Surcharge Fee	\$0.00	\$0.00	(\$204.00)	\$204.00	\$0.00	\$204.00	0.00%
1005.00.0000.42415	Pistol Permits	(\$2,500.00)	\$0.00	(\$2,800.00)	\$300.00	\$0.00	\$300.00	-12.00%
1005.00.0000.43000	Bingo Permits	(\$300.00)	\$0.00	(\$30.00)	(\$270.00)	\$0.00	(\$270.00)	90.00%
1005.00.0000.43301	Education Assistance	(\$6,956,457.00)	\$0.00	(\$3,478,228.00)	(\$3,478,229.00)	\$0.00	(\$3,478,229.00)	50.00%
1005.00.0000.43304	Mashantucket Grant	(\$191,703.00)	\$0.00	\$0.00	(\$191,703.00)	\$0.00	(\$191,703.00)	100.00%
1005.00.0000.43305	Tax Relief Disability	(\$1,317.00)	\$0.00	(\$1,284.98)	(\$32.02)	\$0.00	(\$32.02)	2.43%
1005.00.0000.43307	Veteran's Loss Reimbursement	(\$5,120.00)	\$0.00	(\$6,051.22)	\$931.22	\$0.00	\$931.22	-18.19%
1005.00.0000.43308	Motor Vehicle Fines	(\$3,250.00)	\$0.00	(\$530.00)	(\$2,720.00)	\$0.00	(\$2,720.00)	83.69%
1005.00.0000.43311	Telecommunications	(\$12,246.00)	\$0.00	\$0.00	(\$12,246.00)	\$0.00	(\$12,246.00)	100.00%
1005.00.0000.43312	Municipal Revenue Sharing	(\$10,379.00)	\$0.00	\$0.00	(\$10,379.00)	\$0.00	(\$10,379.00)	100.00%
1005.00.0000.43353	D.U.I. Grant	(\$15,000.00)	\$0.00	\$0.00	(\$15,000.00)	\$0.00	(\$15,000.00)	100.00%
1005.00.0000.43600	P.L.O.T. State Property	(\$79,919.00)	\$0.00	(\$79,919.00)	\$0.00	\$0.00	(\$79,919.00)	100.00%
1005.00.0000.44000	Apartment Inspection Fees	(\$500.00)	\$0.00	(\$730.00)	\$230.00	\$0.00	\$230.00	-46.00%
1005.00.0000.44102	Recording Fees-Town Clerk	(\$45,000.00)	\$0.00	(\$41,687.70)	(\$3,312.30)	\$0.00	(\$3,312.30)	7.36%
1005.00.0000.44104	Copier Fees	(\$7,500.00)	\$0.00	(\$6,370.50)	(\$1,129.50)	\$0.00	(\$1,129.50)	15.06%
1005.00.0000.44403	Transfer Station Fees-#1 Large	(\$15,000.00)	\$0.00	(\$17,020.20)	\$2,020.20	\$0.00	\$2,020.20	-13.47%
1005.00.0000.44404	Transfer Station fees-#2 Small	(\$10,000.00)	\$0.00	(\$1,655.00)	(\$8,345.00)	\$0.00	(\$8,345.00)	83.45%
1005.00.0000.44405	Transfer Station Fees-#3 Bulky	(\$54,700.00)	\$0.00	(\$54,465.48)	(\$234.52)	\$0.00	(\$234.52)	0.43%
1005.00.0000.44406	Transfer Station Fees-#4 Sp. B	(\$800.00)	\$0.00	(\$429.00)	(\$371.00)	\$0.00	(\$371.00)	46.38%
1005.00.0000.44407	Transfer Station Fees-#5 Fridg	(\$1,000.00)	\$0.00	(\$415.00)	(\$585.00)	\$0.00	(\$585.00)	58.50%
1005.00.0000.44408	Transfer Station Fees-#6 Propa	(\$800.00)	\$0.00	(\$75.00)	(\$725.00)	\$0.00	(\$725.00)	90.63%
1005.00.0000.44409	Transfer Station Fees-#7 Tires	(\$1,000.00)	\$0.00	(\$925.00)	(\$75.00)	\$0.00	(\$75.00)	7.50%
1005.00.0000.44410	Transfer Station Fees-#8 Pods/	\$0.00	\$0.00	(\$274.22)	\$274.22	\$0.00	\$274.22	0.00%
1005.00.0000.44411	Transfer Station Fees-Recycle	(\$500.00)	\$0.00	(\$250.00)	(\$250.00)	\$0.00	(\$250.00)	50.00%
1005.00.0000.44412	Transfer Station Fees-Scrap Me	(\$1,200.00)	\$0.00	\$0.00	(\$1,200.00)	\$0.00	(\$1,200.00)	100.00%
1005.00.0000.44427	Brooklyn Fair Tpr. Reimburseme	(\$5,000.00)	\$0.00	(\$5,000.00)	\$0.00	\$0.00	(\$5,000.00)	100.00%
1005.00.0000.44501	Vitals Surcharge	\$0.00	\$0.00	(\$34.00)	\$34.00	\$0.00	\$34.00	0.00%
1005.00.0000.44709	Recreation Fees	(\$222,600.00)	\$0.00	(\$208,884.30)	(\$13,715.70)	\$0.00	(\$13,715.70)	6.16%
1005.00.0000.46101	Interest	(\$13,000.00)	\$0.00	(\$4,991.68)	(\$8,008.32)	\$0.00	(\$8,008.32)	61.60%
1005.00.0000.47201	Health Department Rent	(\$34,043.00)	\$0.00	(\$22,554.98)	(\$11,488.02)	\$0.00	(\$11,488.02)	33.75%
1005.00.0000.47202	Community Center Rental Fees	(\$600.00)	\$0.00	(\$340.00)	(\$260.00)	\$0.00	(\$260.00)	15.00%
1005.00.0000.48422	Conveyance Tax	(\$95,000.00)	\$0.00	(\$76,691.91)	(\$18,308.09)	\$0.00	(\$18,308.09)	19.27%
1005.00.0000.48423	Miscellaneous Income	(\$1,000.00)	\$0.00	(\$2,967.55)	\$1,967.55	\$0.00	\$1,967.55	-196.76%
1005.00.0000.48424	Insurance Dividend	(\$10,000.00)	\$0.00	(\$14,544.66)	\$4,544.66	\$0.00	\$4,544.66	-45.45%
Grand Total:			\$0.00	(\$17,049,879.34)	(\$7,187,689.66)	\$739.03	(\$7,188,428.69)	29.66%

End of Report

Town of Brooklyn

Budget Report

Fiscal Year: 2019-2020

From Date: 4/1/2020 To Date: 6/30/2020

Subtotal by Collapse Mask
 Include pre encumbrance
 Print accounts with zero balance
 Filter Encumbrance Detail by Date Range

Exclude Inactive Accounts with zero balance

Account Number	Description	GL Budget	Range To Date	YTD	Balance	Encumbrance	Budget Balance	% Bud
1005.41.4101.51900	BOF-Recording Secretary	\$2,500.00	\$0.00	\$425.00	\$2,075.00	\$0.00	\$2,075.00	83.00%
1005.41.4101.53400	BOF-Other Professional Service	\$3,250.00	\$0.00	\$770.00	\$2,480.00	\$0.00	\$2,480.00	76.31%
1005.41.4101.53410	BOF-Financing & Accounting	\$37,500.00	\$0.00	\$21,597.50	\$15,902.50	\$0.00	\$15,902.50	42.41%
1005.41.4101.55400	BOF-Advertising & Legal Notice	\$2,000.00	\$0.00	\$32.49	\$1,967.51	\$0.00	\$1,967.51	98.38%
1005.41.4101.55500	BOF-Printing & Publications	\$600.00	\$0.00	\$600.00	\$0.00	\$0.00	\$0.00	0.00%
	DEPARTMENT: Board of Finance - 4101	\$45,850.00	\$0.00	\$23,424.99	\$22,425.01	\$0.00	\$22,425.01	48.91%
1005.41.4111.51900	BOS-Recording Secretary-Payroll	\$2,400.00	\$0.00	\$512.50	\$1,887.50	\$0.00	\$1,887.50	78.65%
1005.41.4111.51901	BOS-Wages	\$7,576.00	\$0.00	\$4,977.08	\$2,598.92	\$0.00	\$2,598.92	34.30%
1005.41.4111.53010	BOS-Professional Affiliations	\$13,847.00	\$0.00	\$18,909.80	(\$5,062.80)	\$0.00	(\$5,062.80)	-36.56%
1005.41.4111.53200	BOS-Meetings	\$800.00	\$0.00	\$355.00	\$445.00	\$0.00	\$445.00	55.63%
1005.41.4111.53400	BOS-Advertising & Legal Notice	\$2,500.00	\$0.00	\$2,043.52	\$456.48	\$0.00	\$456.48	18.26%
1005.41.4111.55800	BOS-Transportation	\$1,500.00	\$0.00	\$1,466.45	\$33.55	\$0.00	\$33.55	2.24%
1005.41.4111.56250	BOS-Scholarships	\$300.00	\$0.00	\$0.00	\$300.00	\$0.00	\$300.00	100.00%
1005.41.4111.56251	BOS-Special Programs	\$1,000.00	\$0.00	\$386.64	\$613.36	\$0.00	\$613.36	61.34%
	DEPARTMENT: Board of Selectmen - 4111	\$29,923.00	\$0.00	\$28,650.99	\$1,272.01	\$0.00	\$1,272.01	4.25%
1005.41.4117.51610	Administration-Wages	\$253,250.00	\$0.00	\$161,180.89	\$92,069.11	\$0.00	\$92,069.11	36.36%
1005.41.4117.51620	Administration-Wages PT	\$0.00	\$0.00	\$819.00	(\$819.00)	\$0.00	(\$819.00)	0.00%
1005.41.4117.51902	Administration-Insurance Slips	\$3,000.00	\$0.00	\$5,867.92	(\$2,867.92)	\$0.00	(\$2,867.92)	-95.60%
1005.41.4117.53510	Administration-Bookkeeping Upd	\$7,000.00	\$0.00	\$1,340.00	\$5,660.00	\$0.00	\$5,660.00	80.86%
1005.41.4117.54000	Payroll Services ADP	\$0.00	\$0.00	\$9,667.69	(\$9,667.69)	\$0.00	(\$9,667.69)	0.00%
1005.41.4117.55500	Administration-Printing & Publ	\$1,000.00	\$0.00	\$220.00	\$780.00	\$0.00	\$780.00	78.00%
	DEPARTMENT: Administration - 4117	\$264,250.00	\$0.00	\$179,095.50	\$85,154.50	\$0.00	\$85,154.50	32.22%
1005.41.4131.51610	Assessor-Wages	\$110,215.00	\$0.00	\$78,831.28	\$31,383.71	\$0.00	\$31,383.71	28.47%
1005.41.4131.51620	Assessor-Wages PT	\$1,000.00	\$0.00	\$50.00	\$950.00	\$0.00	\$950.00	95.00%
1005.41.4131.53010	Assessor-Professional Affiliati	\$275.00	\$0.00	\$170.00	\$105.00	\$0.00	\$105.00	38.18%
1005.41.4131.53220	Assessor-Professional Developm	\$1,200.00	\$0.00	\$0.00	\$1,200.00	\$0.00	\$1,200.00	100.00%
1005.41.4131.53341	Assessor-Revaluation	\$18,262.00	\$0.00	\$18,262.40	(\$0.40)	\$0.00	(\$0.40)	0.00%
1005.41.4131.53343	Assessor-Web Hosting	\$2,627.00	\$0.00	\$2,626.50	\$0.50	\$0.00	\$0.50	0.02%
1005.41.4131.53400	Assessor-Other Professional Se	\$5,000.00	\$0.00	\$40.00	\$4,960.00	\$0.00	\$4,960.00	99.20%
1005.41.4131.53510	Assessor-Data Processing	\$12,824.00	\$0.00	\$13,115.15	(\$291.15)	\$0.00	(\$291.15)	-2.27%
1005.41.4131.55400	Assessor-Advertising & Legal N	\$60.00	\$0.00	\$42.00	\$18.00	\$0.00	\$18.00	30.00%
1005.41.4131.55800	Assessor-Travel, Meetings & FJ	\$800.00	\$0.00	\$286.16	\$513.84	\$0.00	\$513.84	64.23%
1005.41.4131.56430	Assessor-Books & Periodicals	\$800.00	\$0.00	\$0.00	\$800.00	\$0.00	\$800.00	100.00%
	DEPARTMENT: Assessor - 4131	\$153,063.00	\$0.00	\$113,423.50	\$39,639.50	\$0.00	\$39,639.50	25.90%
1005.41.4135.51610	Revenue Collector-Wages	\$97,888.00	\$0.00	\$71,070.41	\$26,817.59	\$0.00	\$26,817.59	27.40%
1005.41.4135.51620	Revenue Collector-Wages PT	\$500.00	\$0.00	\$0.00	\$500.00	\$0.00	\$500.00	100.00%
1005.41.4135.53010	Revenue Collector-Professional	\$300.00	\$0.00	\$165.00	\$135.00	\$0.00	\$135.00	45.00%
1005.41.4135.53020	Revenue Collector-Legal Fees	\$500.00	\$0.00	\$400.00	\$100.00	\$0.00	\$100.00	20.00%
1005.41.4135.53200	Revenue Collector-Meetings	\$300.00	\$0.00	\$212.00	\$88.00	\$0.00	\$88.00	29.33%
1005.41.4135.53510	Revenue Collector-Data Process	\$4,850.00	\$0.00	\$4,850.00	\$0.00	\$0.00	\$0.00	0.00%
1005.41.4135.55400	Revenue Collector-Advertising	\$850.00	\$0.00	\$573.30	\$276.70	\$0.00	\$276.70	32.55%
1005.41.4135.55500	Revenue Collector-Printing & P	\$4,225.00	\$0.00	\$4,471.83	(\$246.83)	\$0.00	(\$246.83)	-5.84%
1005.41.4135.55800	Revenue Collector-Transportati	\$300.00	\$0.00	\$763.13	(\$513.13)	\$0.00	(\$513.13)	-205.25%
1005.41.4135.58101	Revenue Collector-Motor Vehicl	\$300.00	\$0.00	\$250.00	\$50.00	\$0.00	\$50.00	16.67%
	DEPARTMENT: Revenue Collector - 4135	\$109,963.00	\$0.00	\$82,755.67	\$27,207.33	\$0.00	\$27,207.33	24.74%
1005.41.4139.53020	Legal Counsel-Legal Services-T	\$15,000.00	\$0.00	\$20,251.29	(\$5,251.29)	\$0.00	(\$5,251.29)	-35.01%

Town of Brooklyn

Budget Report

Fiscal Year: 2019-2020

From Date: 4/1/2020 To Date: 6/30/2020

Subtotal by Collapse Mask
 Include pre encumbrance
 Print accounts with zero balance
 Filter Encumbrance Detail by Date Range
 Exclude Inactive Accounts with zero balance

Account Number	Description	GL Budget	Range To Date	YTD	Balance	Encumbrance	Budget Balance	% Bud
1005.41.4139.53021	Legal Counsel-Labor Counsel	\$2,500.00	\$0.00	\$145.00	\$2,355.00	\$0.00	\$2,355.00	94.20%
	DEPARTMENT: Legal Counsel - 4139	\$17,500.00	\$0.00	\$20,396.29	(\$2,896.29)	\$0.00	(\$2,896.29)	-16.55%
1005.41.4147.51610	Town Clerk-Wages	\$105,863.00	\$0.00	\$77,948.57	\$27,914.43	\$0.00	\$27,914.43	26.37%
1005.41.4147.51620	Town Clerk-Wages PT	\$750.00	\$0.00	\$0.00	\$750.00	\$0.00	\$750.00	100.00%
1005.41.4147.53010	Town Clerk-Professional Affili	\$415.00	\$0.00	\$427.00	(\$12.00)	\$0.00	(\$12.00)	-2.89%
1005.41.4147.53200	Town Clerk-Meetings	\$1,400.00	\$0.00	\$363.00	\$1,037.00	\$30.00	\$1,007.00	71.93%
1005.41.4147.53220	Town Clerk-In Service-Training	\$1,200.00	\$0.00	\$685.00	\$515.00	\$0.00	\$515.00	42.92%
1005.41.4147.53505	Town Clerk-Restoration & Secur	\$2,000.00	\$0.00	\$323.86	\$1,676.14	\$0.00	\$1,676.14	83.81%
1005.41.4147.53506	Town Clerk-Updates-Ordinance C	\$1,110.00	\$0.00	\$0.00	\$1,110.00	\$0.00	\$1,110.00	100.00%
1005.41.4147.53511	Town Clerk-Indexing & Recordin	\$18,125.00	\$0.00	\$10,539.74	\$7,585.26	\$0.00	\$7,585.26	41.85%
1005.41.4147.55400	Town Clerk-Advertising & Legal	\$300.00	\$0.00	\$303.63	(\$3.63)	\$0.00	(\$3.63)	-1.21%
1005.41.4147.55800	Town Clerk-Transportation	\$300.00	\$0.00	\$28.71	\$271.29	\$0.00	\$271.29	93.75%
	DEPARTMENT: Recording-Town Clerk - 4147	\$131,463.00	\$0.00	\$90,619.51	\$40,843.49	\$30.00	\$40,813.49	31.05%
1005.41.4149.51610	Elections-Registrars-Wages	\$10,500.00	\$0.00	\$6,925.40	\$3,574.60	\$0.00	\$3,574.60	34.04%
1005.41.4149.51620	Elections-Registrars-Wages PT	\$5,000.00	\$0.00	\$8,350.58	(\$3,350.58)	\$0.00	(\$3,350.58)	-67.01%
1005.41.4149.53010	Elections-Registrars-Professio	\$150.00	\$0.00	\$160.00	(\$10.00)	\$0.00	(\$10.00)	-6.67%
1005.41.4149.53201	Elections-Registrars-Referendu	\$2,800.00	\$0.00	\$654.11	\$2,145.89	\$0.00	\$2,145.89	76.64%
1005.41.4149.53220	Elections-Registrars-In-Servic	\$3,500.00	\$0.00	\$1,926.14	\$1,573.86	\$0.00	\$1,573.86	44.97%
1005.41.4149.53300	Elections-Registrars-Technology	\$1,000.00	\$0.00	\$600.00	\$400.00	\$0.00	\$400.00	40.00%
1005.41.4149.55400	Elections-Registrars-Advertisi	\$750.00	\$0.00	\$920.88	(\$170.88)	\$0.00	(\$170.88)	-22.78%
1005.41.4149.55500	Elections-Registrars-Printing	\$3,125.00	\$0.00	\$4,131.45	(\$1,006.45)	\$0.00	(\$1,006.45)	-32.21%
1005.41.4149.55600	Elections-Registrars-Transport	\$1,000.00	\$0.00	\$238.38	\$761.62	\$0.00	\$761.62	76.16%
1005.41.4149.55800	Elections-Registrars-Other Sup	\$1,000.00	\$0.00	\$1,246.02	(\$246.02)	\$0.00	(\$246.02)	-24.60%
	DEPARTMENT: Elections-Registrars - 4149	\$28,825.00	\$0.00	\$25,152.96	\$3,672.04	\$0.00	\$3,672.04	12.74%
1005.41.4151.51610	Land Use Admin/Planner-Wages	\$117,067.00	\$0.00	\$74,258.59	\$42,808.41	\$0.00	\$42,808.41	36.57%
1005.41.4151.53220	Land Use Admin/Planner-In Serv	\$550.00	\$0.00	\$0.00	\$550.00	\$0.00	\$550.00	100.00%
1005.41.4151.53300	Land Use Admin/Planner-GIS	\$7,404.00	\$0.00	\$5,903.60	\$1,500.40	\$0.00	\$1,500.40	20.26%
1005.41.4151.55600	Land Use Admin/Planner-Transpo	\$1,200.00	\$0.00	\$1,170.40	\$29.60	\$0.00	\$29.60	2.47%
1005.41.4151.56010	Land Use Admin/Planner-Supplie	\$1,000.00	\$0.00	\$360.06	\$639.94	\$0.00	\$639.94	63.99%
1005.41.4151.57330	Land Use Admin/Planner-Furnitu	\$300.00	\$0.00	\$0.00	\$300.00	\$0.00	\$300.00	100.00%
	DEPARTMENT: Land Use Administration/Planner - 4151	\$127,521.00	\$0.00	\$81,692.65	\$45,828.35	\$0.00	\$45,828.35	35.94%
1005.41.4153.51620	Planning & Zoning-Wages PT	\$0.00	\$0.00	\$175.00	(\$175.00)	\$0.00	(\$175.00)	0.00%
1005.41.4153.51900	Planning & Zoning-Wages-Rec S	\$3,500.00	\$0.00	\$2,150.00	\$1,350.00	\$0.00	\$1,350.00	38.57%
1005.41.4153.53020	Planning & Zoning-Legal Servic	\$6,000.00	\$0.00	\$13,505.70	(\$7,505.70)	\$0.00	(\$7,505.70)	-125.10%
1005.41.4153.53200	Planning & Zoning-Professional	\$120.00	\$0.00	\$50.00	\$70.00	\$0.00	\$70.00	58.33%
1005.41.4153.53220	Planning & Zoning-In Service T	\$1,000.00	\$0.00	\$425.00	\$575.00	\$0.00	\$575.00	57.50%
1005.41.4153.53400	Planning & Zoning-Other Profes	\$2,500.00	\$0.00	\$0.00	\$2,500.00	\$0.00	\$2,500.00	100.00%
1005.41.4153.55400	Planning & Zoning-Advertising	\$2,500.00	\$0.00	\$1,608.26	\$891.74	\$0.00	\$891.74	35.67%
1005.41.4153.55500	Planning & Zoning-Printing & P	\$2,000.00	\$0.00	\$217.93	\$1,782.07	\$0.00	\$1,782.07	89.10%
1005.41.4153.55800	Planning & Zoning-Other Suppl	\$500.00	\$0.00	\$0.00	\$500.00	\$0.00	\$500.00	100.00%
1005.41.4153.56850	State marshal Surveyor/Support	\$3,500.00	\$0.00	\$0.00	\$3,500.00	\$0.00	\$3,500.00	100.00%
	DEPARTMENT: Planning & Zoning - 4153	\$21,620.00	\$0.00	\$18,131.89	\$3,488.11	\$0.00	\$3,488.11	16.13%
1005.41.4154.51900	Ag Commission-Wages-Recording	\$1,200.00	\$0.00	\$625.00	\$575.00	\$0.00	\$575.00	47.92%
1005.41.4154.53220	Ag Commission-Training	\$300.00	\$0.00	\$0.00	\$300.00	\$0.00	\$300.00	100.00%
1005.41.4154.55500	Ag Commission-Printing & Publ	\$400.00	\$0.00	\$0.00	\$400.00	\$0.00	\$400.00	100.00%
1005.41.4154.56010	Ag Commission-Supplies	\$100.00	\$0.00	\$0.00	\$100.00	\$0.00	\$100.00	100.00%

Town of Brooklyn

Budget Report

Fiscal Year: 2019-2020

From Date: 4/1/2020

To Date: 6/30/2020

- Subtotal by Collapse Mask
 Exclude Inactive Accounts with zero balance
 Include pre encumbrance
 Print accounts with zero balance
 Filter Encumbrance Detail by Date Range

Account Number	Description	GL Budget	Range To Date	YTD	Balance	Encumbrance	Budget Balance	% Bud
1005.41.4154.56900	Ag Commission-Snap Machine	\$200.00	\$0.00	\$0.00	\$200.00	\$0.00	\$200.00	100.00%
DEPARTMENT: Agriculture Commission - 4154		\$2,200.00	\$0.00	\$625.00	\$1,575.00	\$0.00	\$1,575.00	71.59%
1005.41.4155.51900	ZBA-Wages-Recording Secretary	\$550.00	\$0.00	\$150.00	\$400.00	\$0.00	\$400.00	72.73%
1005.41.4155.53220	ZBA-Training	\$450.00	\$0.00	\$0.00	\$450.00	\$0.00	\$450.00	100.00%
DEPARTMENT: Zoning Board of Appeals - 4155		\$1,000.00	\$0.00	\$150.00	\$850.00	\$0.00	\$850.00	85.00%
1005.41.4161.53022	NE Regional Probate Court	\$9,160.00	\$0.00	\$9,160.00	\$0.00	\$0.00	\$0.00	0.00%
1005.41.4161.53511	Probate Court-Indexing & Recor	\$45.00	\$0.00	\$0.00	\$45.00	\$0.00	\$45.00	100.00%
DEPARTMENT: Probate - 4161		\$9,205.00	\$0.00	\$9,160.00	\$45.00	\$0.00	\$45.00	0.49%
1005.41.4163.51900	Inland Wetlands-Wages-Recordin	\$1,200.00	\$0.00	\$1,075.00	\$125.00	\$0.00	\$125.00	10.42%
1005.41.4163.53020	Inland Wetlands-Legal Fees	\$2,500.00	\$0.00	\$0.00	\$2,500.00	\$0.00	\$2,500.00	100.00%
1005.41.4163.53400	Inland Wetlands-Professional S	\$1,000.00	\$0.00	\$65.00	\$935.00	\$0.00	\$935.00	93.50%
1005.41.4163.55400	Inland Wetlands-Advertising &	\$500.00	\$0.00	\$294.00	\$206.00	\$0.00	\$206.00	41.20%
1005.41.4163.55500	Inland Wetlands-Printing & Pub	\$200.00	\$0.00	\$0.00	\$200.00	\$0.00	\$200.00	100.00%
1005.41.4163.56900	Inland Wetlands-Other Supplies	\$200.00	\$0.00	\$0.00	\$200.00	\$0.00	\$200.00	100.00%
DEPARTMENT: Inland Wetlands Commission - 4163		\$5,600.00	\$0.00	\$1,434.00	\$4,166.00	\$0.00	\$4,166.00	74.39%
1005.41.4171.51900	Conservation-Wages-Recording S	\$1,200.00	\$0.00	\$462.50	\$737.50	\$0.00	\$737.50	61.46%
1005.41.4171.53220	Conservation-Training	\$150.00	\$0.00	\$0.00	\$150.00	\$0.00	\$150.00	100.00%
1005.41.4171.56900	Conservation-Other Supplies	\$950.00	\$0.00	\$77.15	\$872.85	\$0.00	\$872.85	91.88%
1005.41.4173.56920	Sustainable CT	\$1,000.00	\$0.00	\$0.00	\$1,000.00	\$0.00	\$1,000.00	100.00%
DEPARTMENT: Conservation Commission - 4171		\$3,300.00	\$0.00	\$539.65	\$2,760.35	\$0.00	\$2,760.35	83.65%
1005.41.4173.51900	Econ Development-Wages-Recordi	\$1,200.00	\$0.00	\$375.00	\$825.00	\$0.00	\$825.00	68.75%
1005.41.4173.53200	Econ Development-Professional	\$700.00	\$0.00	\$0.00	\$700.00	\$0.00	\$700.00	100.00%
1005.41.4173.54306	Econ Development-Signs	\$500.00	\$0.00	\$0.00	\$500.00	\$0.00	\$500.00	100.00%
1005.41.4173.58400	Econ Development-Fall Festival	\$650.00	\$0.00	\$0.00	\$650.00	\$0.00	\$650.00	100.00%
1005.41.4173.58900	Econ Development-Business Reco	\$600.00	\$0.00	\$0.00	\$600.00	\$0.00	\$600.00	100.00%
1005.41.4173.58903	Branding/Marketing Exercise	\$2,500.00	\$0.00	\$0.00	\$2,500.00	\$0.00	\$2,500.00	100.00%
DEPARTMENT: Economic Development - 4173		\$6,150.00	\$0.00	\$375.00	\$5,775.00	\$0.00	\$5,775.00	93.90%
1005.41.4184.54200	Town Hall-Cleaning Services	\$4,900.00	\$0.00	\$2,600.00	\$2,300.00	\$0.00	\$2,300.00	46.94%
1005.41.4184.54301	Town Hall-Building Repairs	\$8,500.00	\$0.00	\$2,294.19	\$6,205.81	\$0.00	\$6,205.81	73.01%
1005.41.4184.54411	Town Hall-Water	\$250.00	\$0.00	\$185.28	\$64.72	\$177.46	(\$112.74)	-45.10%
1005.41.4184.54412	Town Hall-Sewer Use Fees	\$700.00	\$0.00	\$660.00	\$40.00	\$0.00	\$40.00	5.71%
1005.41.4184.55300	Town Hall-Internet & Website M	\$6,500.00	\$0.00	\$10,383.84	(\$3,883.84)	\$3,711.87	(\$7,595.71)	-116.86%
1005.41.4184.55802	Town Hall-Telephone	\$15,000.00	\$0.00	\$5,230.12	\$9,769.88	\$6,087.31	\$3,682.57	24.55%
1005.41.4184.56220	Town Hall-Electricity	\$5,700.00	\$0.00	\$3,983.03	\$1,716.97	\$435.34	\$1,281.63	22.48%
1005.41.4184.56240	Town Hall-Fuel Oil/Heating	\$3,250.00	\$0.00	\$2,620.52	\$629.48	\$0.00	\$629.48	19.37%
1005.41.4184.56904	Town Hall-Paper Goods/Toiletri	\$1,000.00	\$0.00	\$329.16	\$670.84	\$0.00	\$670.84	67.08%
DEPARTMENT: Town Hall - 4184		\$45,800.00	\$0.00	\$28,286.14	\$17,513.86	\$10,411.98	\$7,101.88	15.51%
1005.41.4185.53300	Central Supplies-Computer Serv	\$32,000.00	\$0.00	\$26,467.70	\$5,532.30	\$0.00	\$5,532.30	17.29%
1005.41.4185.54420	Central Supplies-Equipment Ren	\$20,150.00	\$0.00	\$14,599.18	\$5,750.82	\$0.00	\$5,750.82	28.54%
1005.41.4185.55301	Central Supplies-Postage	\$14,000.00	\$0.00	\$13,529.39	\$470.61	\$10.99	\$459.62	3.28%
1005.41.4185.56120	Central Supplies-Office Suppl	\$8,500.00	\$0.00	\$6,070.79	\$2,429.21	\$40.48	\$2,388.73	28.10%
1005.41.4185.57330	Central Supplies-Office Equipm	\$2,000.00	\$0.00	\$0.00	\$2,000.00	\$0.00	\$2,000.00	100.00%
DEPARTMENT: Central Supplies - 4185		\$76,650.00	\$0.00	\$60,467.06	\$16,182.94	\$51.47	\$16,131.47	21.05%

Town of Brooklyn

Budget Report

Fiscal Year: 2019-2020

From Date: 4/1/2020

To Date: 6/30/2020

- Subtotal by Collapse Mask Include pre encumbrance Print accounts with zero balance Filter Encumbrance Detail by Date Range
 Exclude Inactive Accounts with zero balance

Account Number	Description	GL Budget	Range To Date	YTD	Balance	Encumbrance	Budget Balance	% Bud
1005.41.4186.51900	Ethics-Wages-Recording Secretria	\$1,500.00	\$0.00	\$750.00	\$750.00	\$0.00	\$750.00	50.00%
1005.41.4186.53020	Ethics-Legal Fees	\$1,000.00	\$0.00	\$0.00	\$1,000.00	\$0.00	\$1,000.00	100.00%
1005.41.4186.53220	Ethics-Prof Development/Traini DEPARTMENT: Ethics - 4186	\$500.00	\$0.00	\$0.00	\$500.00	\$0.00	\$500.00	100.00%
		\$3,000.00	\$0.00	\$750.00	\$2,250.00	\$0.00	\$2,250.00	75.00%
1005.41.4199.51900	Bd of Assessment-Wages-Recordi	\$150.00	\$0.00	\$200.00	(\$50.00)	\$0.00	(\$50.00)	-33.33%
1005.41.4199.53220	Bd of Assessment-Training	\$150.00	\$0.00	\$100.00	\$50.00	\$0.00	\$50.00	33.33%
1005.41.4199.55400	Bd of Assessment-Advertising/L DEPARTMENT: Bd of Assessment Review - 4199	\$450.00	\$0.00	\$58.80	\$91.20	\$0.00	\$91.20	60.80%
			\$0.00	\$358.80	\$91.20	\$0.00	\$91.20	20.27%
1005.42.4201.53580	Patrol Services-Contractual	\$198,577.00	\$0.00	\$0.00	\$198,577.00	\$0.00	\$198,577.00	100.00%
1005.42.4201.53550	Patrol Services-Overtime	\$10,000.00	\$0.00	\$3,397.14	\$6,602.86	\$0.00	\$6,602.86	66.03%
1005.42.4201.53551	Patrol Services-WCAS Overtime	\$5,000.00	\$0.00	\$5,000.00	\$0.00	\$0.00	\$0.00	0.00%
1005.42.4201.53552	Patrol Services-Programs	\$12,500.00	\$0.00	\$0.00	\$12,500.00	\$0.00	\$12,500.00	100.00%
1005.42.4201.56120	Patrol Services-Office Supplie DEPARTMENT: Patrol Services - 4201	\$500.00	\$0.00	\$0.00	\$500.00	\$0.00	\$500.00	100.00%
		\$226,577.00	\$0.00	\$8,397.14	\$218,179.86	\$0.00	\$218,179.86	96.29%
1005.42.4203.51900	Fire Facilities-Wages-Recordin	\$1,500.00	\$0.00	\$375.00	\$1,125.00	\$0.00	\$1,125.00	75.00%
1005.42.4203.52300	Fire Facilities-Retirement Pro	\$98,751.00	\$0.00	\$50,427.35	\$48,323.65	\$0.00	\$48,323.65	48.93%
1005.42.4203.53532	Fire Facilities-East Brooklyn	\$100,880.00	\$0.00	\$84,066.70	\$16,813.30	\$0.00	\$16,813.30	16.67%
1005.42.4203.53533	Fire Facilities-Mortlake Fire	\$153,705.00	\$0.00	\$128,087.50	\$25,617.50	\$0.00	\$25,617.50	16.67%
1005.42.4203.54411	Fire Facilities-Water DEPARTMENT: Fire Facilities - 4203	\$103,718.00	\$0.00	\$64,678.43	\$39,039.57	\$40,640.13	(\$1,600.56)	-1.54%
		\$458,554.00	\$0.00	\$327,634.98	\$130,919.02	\$40,640.13	\$90,278.89	19.69%
1005.42.4206.51610	Homeland Security-Wages	\$1,500.00	\$0.00	\$630.27	\$869.73	\$0.00	\$869.73	44.65%
1005.42.4206.51900	Homeland Security-Wages-Record	\$600.00	\$0.00	\$262.50	\$337.50	\$0.00	\$337.50	56.25%
1005.42.4206.53200	Homeland Security-Table Top Ex	\$250.00	\$0.00	\$0.00	\$250.00	\$0.00	\$250.00	100.00%
1005.42.4206.55500	Homeland Security-Publications	\$750.00	\$0.00	\$0.00	\$750.00	\$0.00	\$750.00	100.00%
1005.42.4206.56120	Homeland Security-Supplies	\$2,000.00	\$0.00	\$0.00	\$2,000.00	\$0.00	\$2,000.00	100.00%
1005.42.4206.56220	Homeland Security-Electricity	\$600.00	\$0.00	\$0.00	\$600.00	\$0.00	\$600.00	100.00%
1005.42.4206.57330	Homeland Security-Office Equip	\$100.00	\$0.00	\$0.00	\$100.00	\$0.00	\$100.00	100.00%
1005.42.4206.58904	Professional Development DEPARTMENT: Homeland Security - 4206	\$250.00	\$0.00	\$0.00	\$250.00	\$0.00	\$250.00	100.00%
		\$6,050.00	\$0.00	\$1,092.77	\$4,957.23	\$0.00	\$4,957.23	81.94%
1005.42.4207.55010	Emergency Services-Medical Int	\$14,000.00	\$0.00	\$13,088.26	\$911.74	\$0.00	\$911.74	6.51%
1005.42.4207.55013	Emergency Services-QVEC 911 DEPARTMENT: Emergency Services - 4207	\$16,419.00	\$0.00	\$16,418.67	\$0.33	\$0.00	\$0.33	0.00%
		\$30,419.00	\$0.00	\$29,506.93	\$912.07	\$0.00	\$912.07	3.00%
1005.42.4213.51610	Building Office-Wages	\$68,155.00	\$0.00	\$49,569.80	\$18,585.20	\$0.00	\$18,585.20	27.27%
1005.42.4213.51620	Building Office-Wages-PT	\$1,000.00	\$0.00	\$2,584.67	(\$1,584.67)	\$0.00	(\$1,584.67)	-158.47%
1005.42.4213.53010	Building Office-Professional A	\$135.00	\$0.00	\$0.00	\$135.00	\$0.00	\$135.00	100.00%
1005.42.4213.53220	Building Office-Training	\$350.00	\$0.00	\$275.00	\$75.00	\$0.00	\$75.00	21.43%
1005.42.4213.53300	Building Office-Software	\$3,210.00	\$0.00	\$1,710.00	\$1,500.00	\$0.00	\$1,500.00	46.73%
1005.42.4213.53400	Building Office-Consulting Ser	\$1,000.00	\$0.00	\$0.00	\$1,000.00	\$0.00	\$1,000.00	100.00%
1005.42.4213.55500	Building Office-Printing & Pub	\$500.00	\$0.00	\$108.39	\$391.61	\$0.00	\$391.61	78.32%
1005.42.4213.55800	Building Office-Transportation	\$5,000.00	\$0.00	\$3,755.78	\$1,244.22	\$0.00	\$1,244.22	24.88%
1005.42.4213.56430	Building Office-Code Books DEPARTMENT: Building Office - 4213	\$300.00	\$0.00	\$516.00	(\$216.00)	\$0.00	(\$216.00)	-72.00%
		\$79,650.00	\$0.00	\$58,519.64	\$21,130.36	\$0.00	\$21,130.36	26.53%
1005.42.4215.53400	Animal Control-Contractual Ser DEPARTMENT: Animal Control - 4215	\$25,855.00	\$0.00	\$25,965.20	(\$110.20)	\$0.00	(\$110.20)	-0.43%
		\$25,855.00	\$0.00	\$25,965.20	(\$110.20)	\$0.00	(\$110.20)	-0.43%

Town of Brooklyn

Budget Report

Fiscal Year: 2019-2020

From Date: 4/1/2020 To Date: 6/30/2020

Subtotal by Collapse Mask
 Include pre encumbrance
 Print accounts with zero balance
 Filter Encumbrance Detail by Date Range
 Exclude Inactive Accounts with zero balance

Account Number	Description	GL Budget	Range To Date	YTD	Balance	Encumbrance	Budget Balance	% Bud
1005.42.4219.51610	Fire Marshal-Wages	\$44,602.00	\$0.00	\$32,319.98	\$12,282.02	\$0.00	\$12,282.02	27.54%
1005.42.4219.51630	Fire Marshal-Wages OT	\$9,000.00	\$0.00	\$8,176.92	\$823.08	\$0.00	\$823.08	9.15%
1005.42.4219.53200	Fire Marshal-Meetings	\$250.00	\$0.00	\$0.00	\$250.00	\$0.00	\$250.00	100.00%
1005.42.4219.55800	Fire Marshal-Transportation	\$700.00	\$0.00	\$983.17	(\$282.17)	\$0.00	(\$282.17)	-40.31%
1005.42.4219.55850	Vehicle Maint. Fire Marshal	\$500.00	\$0.00	\$643.00	(\$143.00)	\$0.00	(\$143.00)	-28.60%
1005.42.4219.56260	Fire Marshal-Gasoline	\$0.00	\$0.00	\$225.01	(\$225.01)	\$23.50	(\$248.51)	0.00%
1005.42.4219.56900	Fire Marshal-Other Supplies	\$100.00	\$0.00	\$252.05	(\$152.05)	\$0.00	(\$152.05)	-152.05%
1005.42.4219.57390	Fire Marshal-Safety Equipment	\$1,000.00	\$0.00	\$0.00	\$1,000.00	\$0.00	\$1,000.00	100.00%
	DEPARTMENT: Fire Marshal - 4219	\$56,152.00	\$0.00	\$42,599.13	\$13,552.87	\$23.50	\$13,529.37	24.09%
1005.43.4303.51610	Roads & Drainage-Wages	\$315,611.00	\$0.00	\$222,372.26	\$93,238.74	\$0.00	\$93,238.74	29.54%
1005.43.4303.51620	Roads & Drainage-Wages PT	\$15,000.00	\$0.00	\$0.00	\$15,000.00	\$0.00	\$15,000.00	100.00%
1005.43.4303.51630	Roads & Drainage-Wages OT	\$0.00	\$0.00	\$2,376.57	(\$2,376.57)	\$0.00	(\$2,376.57)	0.00%
1005.43.4303.51632	Roads & Drainage-Contract Bonus	\$3,000.00	\$0.00	\$800.00	\$2,200.00	\$0.00	\$2,200.00	73.33%
1005.43.4303.51902	Roads & Drainage-Insurance Sli	\$6,000.00	\$0.00	\$4,384.44	\$1,615.56	\$0.00	\$1,615.56	26.93%
1005.43.4303.54104	Roads & Drainage-Tree Removal	\$5,000.00	\$0.00	\$10,470.00	(\$5,470.00)	\$0.00	(\$5,470.00)	-109.40%
1005.43.4303.54420	Roads & Drainage-Equipment Ren	\$3,000.00	\$0.00	\$347.50	\$2,652.50	\$0.00	\$2,652.50	88.42%
1005.43.4303.55400	Roads & Drainage-Drug & Alcohol	\$700.00	\$0.00	\$500.00	\$200.00	\$0.00	\$200.00	28.57%
1005.43.4303.55400	Roads & Drainage-Advertising &	\$300.00	\$0.00	\$623.60	(\$323.60)	\$0.00	(\$323.60)	-107.87%
1005.43.4303.56011	Roads & Drainage-Clothing/Boot	\$3,800.00	\$0.00	\$1,655.18	\$2,144.82	\$0.00	\$2,144.82	56.44%
1005.43.4303.56012	Roads & Drainage-Hand Tools	\$2,600.00	\$0.00	\$484.68	\$2,115.32	\$0.00	\$2,115.32	81.36%
1005.43.4303.56101	Roads & Drainage-Traffic Contr	\$2,000.00	\$0.00	\$157.28	\$1,842.72	\$0.00	\$1,842.72	92.14%
1005.43.4303.56102	Roads & Drainage-Roads/Bridges	\$225,000.00	\$0.00	\$206,851.01	\$18,148.99	\$0.00	\$18,148.99	8.07%
1005.43.4303.56220	Roads & Drainage-Electricity	\$14,000.00	\$0.00	\$10,981.55	\$3,018.45	\$5,247.55	(\$2,229.10)	-15.92%
1005.43.4303.57393	Roads & Drainage-Employee Safe	\$2,000.00	\$0.00	\$829.77	\$1,170.23	\$0.00	\$1,170.23	58.51%
1005.43.4303.58102	Roads & Drainage-Radio Licensi	\$100.00	\$0.00	\$0.00	\$100.00	\$0.00	\$100.00	100.00%
	DEPARTMENT: Road, Drainage & Facilities - 4303	\$598,111.00	\$0.00	\$462,833.84	\$135,277.16	\$5,247.55	\$130,029.61	21.74%
1005.43.4305.54500	Engineering-Engineering	\$20,102.00	\$0.00	\$20,109.60	(\$7.60)	\$0.00	(\$7.60)	-0.04%
	DEPARTMENT: Engineering - 4305	\$20,102.00	\$0.00	\$20,109.60	(\$7.60)	\$0.00	(\$7.60)	-0.04%
1005.43.4307.51620	Snow & Ice Control-Wages PT	\$6,000.00	\$0.00	\$0.00	\$6,000.00	\$0.00	\$6,000.00	100.00%
1005.43.4307.51630	Snow & Ice Control-Wages OT	\$20,000.00	\$0.00	\$14,081.29	\$5,918.71	\$0.00	\$5,918.71	29.59%
1005.43.4307.55801	Snow & Ice Control-Meal Reimbu	\$500.00	\$0.00	\$422.88	\$77.12	\$0.00	\$77.12	15.42%
1005.43.4307.56901	Snow & Ice Control-Sand	\$12,500.00	\$0.00	\$6,488.05	\$6,011.95	\$0.00	\$6,011.95	48.10%
1005.43.4307.56902	Snow & Ice Control-Salt & Chem	\$55,000.00	\$0.00	\$17,856.15	\$37,143.85	\$0.00	\$37,143.85	67.53%
1005.43.4307.56903	Snow & Ice Control-Snow Plow B	\$5,000.00	\$0.00	\$1,939.78	\$4,060.22	\$0.00	\$4,060.22	81.37%
1005.43.4307.58500	Snow & Ice Control-Weather Ser	\$800.00	\$0.00	\$0.00	\$800.00	\$0.00	\$800.00	100.00%
	DEPARTMENT: Snow & Ice Control - 4307	\$100,800.00	\$0.00	\$40,788.15	\$60,011.85	\$0.00	\$60,011.85	59.54%
1005.43.4313.54304	Maint. of Equip-Equipment & Tr	\$35,000.00	\$0.00	\$24,948.99	\$10,051.01	\$0.00	\$10,051.01	28.72%
1005.43.4313.54305	Maint. of Equip-Truck Repair P	\$10,000.00	\$0.00	\$6,560.97	\$3,439.03	(\$62.02)	\$3,501.05	35.01%
1005.43.4313.56013	Maint. of Equip-Equipment Main	\$6,000.00	\$0.00	\$3,722.12	\$2,277.88	\$14.40	\$2,263.48	37.72%
1005.43.4313.56014	Maint. of Equip-Other Equipment	\$6,000.00	\$0.00	\$5,107.52	(\$107.52)	\$2.36	(\$109.88)	-1.83%
1005.43.4313.56260	Maint. of Equip-Gasoline	\$7,500.00	\$0.00	\$4,768.95	\$2,731.05	\$107.21	\$2,623.84	34.98%
1005.43.4313.56261	Maint. of Equip-Diesel Fuel	\$18,500.00	\$0.00	\$12,644.24	\$5,855.76	\$0.00	\$5,855.76	31.65%
1005.43.4313.56262	Maint. of Equip-Motor Oil & Lu	\$2,500.00	\$0.00	\$0.00	\$2,500.00	\$0.00	\$2,500.00	100.00%
1005.43.4313.56905	Maint. of Equip-Paint & Paint	\$1,500.00	\$0.00	\$0.00	\$1,500.00	\$0.00	\$1,500.00	100.00%
	DEPARTMENT: Equipment Maintenance - 4313	\$87,000.00	\$0.00	\$58,752.79	\$28,247.21	\$61.95	\$28,185.26	32.40%

Town of Brooklyn

Budget Report

Fiscal Year: 2019-2020

From Date: 4/1/2020 To Date: 6/30/2020

Subtotal by Collapse Mask
 Include pre encumbrance
 Print accounts with zero balance
 Filter Encumbrance Detail by Date Range
 Exclude Inactive Accounts with zero balance

Account Number	Description	GL Budget	Range To Date	YTD	Balance	Encumbrance	Budget Balance	% Bud
1005.43.4317.51620	Resource Recovery-Wages PT	\$28,459.00	\$0.00	\$20,476.67	\$7,982.33	\$0.00	\$7,982.33	28.05%
1005.43.4317.51900	Resource Recovery-Wages-Record	\$500.00	\$0.00	\$180.00	\$320.00	\$0.00	\$320.00	64.00%
1005.43.4317.53400	Resource Recovery-Contractual	\$155,000.00	\$0.00	\$96,133.28	\$58,866.72	\$43,866.64	\$15,000.08	9.68%
1005.43.4317.54306	Resource Recovery-Building, Re	\$5,000.00	\$0.00	\$420.00	\$4,580.00	\$0.00	\$4,580.00	91.60%
1005.43.4317.54400	Resource Recovery-Renial	\$975.00	\$0.00	\$695.00	\$280.00	\$0.00	\$280.00	28.72%
1005.43.4317.54411	Resource Recovery-Water Anlys	\$4,000.00	\$0.00	\$1,950.00	\$2,050.00	\$0.00	\$2,050.00	51.25%
1005.43.4317.54421	Resource Recovery-Disposal Cha	\$95,000.00	\$0.00	\$102,546.55	(\$7,546.55)	\$43,562.59	(\$51,109.14)	-53.80%
1005.43.4317.55302	Resource Recovery-Telephone	\$450.00	\$0.00	\$297.35	\$152.65	\$2,920.31	(\$2,767.66)	-615.04%
1005.43.4317.55400	Resource Recovery-Advertising	\$250.00	\$0.00	\$146.71	\$103.29	\$0.00	\$103.29	41.32%
1005.43.4317.55500	Resource Recovery-Printing & P	\$450.00	\$0.00	\$395.76	\$54.24	\$0.00	\$54.24	12.05%
1005.43.4317.56220	Resource Recovery-Electricity	\$1,400.00	\$0.00	\$1,437.27	(\$37.27)	\$0.00	(\$37.27)	-2.66%
1005.43.4317.56907	Resource Recovery-CurbSide Car	\$2,000.00	\$0.00	\$0.00	\$2,000.00	\$0.00	\$2,000.00	100.00%
1005.43.4317.58103	Resource Recovery-Permits	\$0.00	\$0.00	\$275.00	(\$275.00)	\$0.00	(\$275.00)	0.00%
	DEPARTMENT: Resource Recovery - 4317	\$293,484.00	\$0.00	\$224,953.59	\$68,530.41	\$90,349.54	(\$21,819.13)	-7.43%
1005.43.4327.56900	Cemetary-Cemetary Association	\$5,000.00	\$0.00	\$5,000.00	\$0.00	\$0.00	\$0.00	0.00%
	DEPARTMENT: Cemetary - 4327	\$5,000.00	\$0.00	\$5,000.00	\$0.00	\$0.00	\$0.00	0.00%
1005.43.4397.54301	61 South Main St-Building Repa	\$750.00	\$0.00	\$47.38	\$702.62	\$0.00	\$702.62	93.68%
1005.43.4397.54411	61 South Main St-Water Fees	\$230.00	\$0.00	\$265.25	(\$35.25)	\$203.30	(\$238.55)	-103.72%
1005.43.4397.54412	61 South Main St-Sewer Use Fee	\$675.00	\$0.00	\$660.00	\$15.00	\$0.00	\$15.00	2.23%
1005.43.4397.56100	61 South Main St-Custodial Sup	\$200.00	\$0.00	\$0.00	\$200.00	\$0.00	\$200.00	100.00%
1005.43.4397.56210	61 South Main St-Fuel/Gas Heat	\$1,850.00	\$0.00	\$2,388.97	(\$538.97)	\$0.00	(\$538.97)	-29.13%
1005.43.4397.56220	61 South Main St-Electricity	\$3,200.00	\$0.00	\$2,592.51	\$607.49	\$1,140.63	(\$533.14)	-16.66%
	DEPARTMENT: 61 South Main St-Old Hwy Garage - 4397	\$6,905.00	\$0.00	\$5,954.11	\$950.89	\$1,343.93	(\$393.04)	-5.69%
1005.43.4398.54102	95 Rukstela Rd-Septic Tank Cle	\$500.00	\$0.00	\$0.00	\$500.00	\$0.00	\$500.00	100.00%
1005.43.4398.54200	95 Rukstela Rd-Cleaning Servic	\$818.00	\$0.00	\$640.00	\$178.00	\$0.00	\$178.00	21.76%
1005.43.4398.54301	95 Rukstela Rd-Building Repair	\$2,500.00	\$0.00	\$4,098.87	(\$1,598.87)	\$0.00	(\$1,598.87)	-63.95%
1005.43.4398.54302	95 Rukstela Rd-Alarm & Securit	\$800.00	\$0.00	\$1,740.00	(\$940.00)	\$0.00	(\$940.00)	-117.50%
1005.43.4398.54411	95 Rukstela Rd-Water Fees	\$150.00	\$0.00	\$0.00	\$150.00	\$0.00	\$150.00	100.00%
1005.43.4398.55302	95 Rukstela Rd-Telephone	\$3,500.00	\$0.00	\$2,707.92	\$792.08	\$1,104.77	(\$312.69)	-8.93%
1005.43.4398.56100	95 Rukstela Rd-Custodial Suppl	\$500.00	\$0.00	\$38.98	\$461.02	\$0.00	\$461.02	92.20%
1005.43.4398.56210	95 Rukstela Rd-Fuel/Propane He	\$3,000.00	\$0.00	\$1,480.23	(\$480.23)	\$0.00	(\$480.23)	-48.02%
1005.43.4398.56220	95 Rukstela Rd-Electricity	\$1,500.00	\$0.00	\$3,391.89	\$108.11	\$0.00	\$108.11	3.09%
	DEPARTMENT: 95 Rukstela Rd-New Garage - 4398	\$13,268.00	\$0.00	\$14,097.89	(\$829.89)	\$1,104.77	(\$1,934.66)	-14.58%
1005.44.4401.55981	united service youth bureau	\$1,000.00	\$0.00	\$1,000.00	\$0.00	\$0.00	\$0.00	0.00%
1005.44.4401.55982	last green valley	\$500.00	\$0.00	\$1,000.00	(\$500.00)	\$0.00	(\$500.00)	-100.00%
1005.44.4401.55983	boy scouts of america	\$250.00	\$0.00	\$0.00	\$250.00	\$0.00	\$250.00	100.00%
1005.44.4401.55988	Health Operations-Eastern Cl C	\$1,000.00	\$0.00	\$1,000.00	\$0.00	\$0.00	\$0.00	0.00%
1005.44.4401.55989	Health Operations-Ct Coalition	\$1,000.00	\$0.00	\$0.00	\$1,000.00	\$0.00	\$1,000.00	100.00%
1005.44.4401.55990	Health Operations-District Dep	\$43,092.00	\$0.00	\$43,092.00	\$0.00	\$0.00	\$0.00	0.00%
1005.44.4401.55992	Health Operations-Senior Cente	\$23,000.00	\$0.00	\$23,000.00	\$0.00	\$0.00	\$0.00	0.00%
1005.44.4401.55993	Health Operations-Sexual Assau	\$1,500.00	\$0.00	\$1,500.00	\$0.00	\$0.00	\$0.00	0.00%
1005.44.4401.55994	Health Operations-TVCCA-Meals	\$6,300.00	\$0.00	\$6,300.00	\$0.00	\$0.00	\$0.00	0.00%
1005.44.4401.55995	Health Operations-United Servi	\$1,500.00	\$0.00	\$1,500.00	\$0.00	\$0.00	\$0.00	0.00%
1005.44.4401.55997	Health Operations-Access Agency	\$1,500.00	\$0.00	\$2,000.00	(\$1,000.00)	\$0.00	(\$1,000.00)	-100.00%
1005.44.4401.55999	Health Operations-Community Ki	\$1,500.00	\$0.00	\$1,500.00	\$0.00	\$0.00	\$0.00	0.00%
	DEPARTMENT: Health Services - 4401	\$81,642.00	\$0.00	\$81,892.00	(\$250.00)	\$0.00	(\$250.00)	-0.31%

Town of Brooklyn

Budget Report

Fiscal Year: 2019-2020

From Date: 4/1/2020 To Date: 6/30/2020

Subtotal by Collapse Mask
 Include pre encumbrance
 Print accounts with zero balance
 Filter Encumbrance Detail by Date Range

Exclude Inactive Accounts with zero balance

Account Number	Description	GL Budget	Range To Date	YTD	Balance	Encumbrance	Budget Balance	% Bud
1005.45.4501.53513	Library-Library Services	\$143,117.00	\$0.00	\$119,264.20	\$23,852.80	\$0.00	\$23,852.80	16.67%
	DEPARTMENT: Libraries - 4501	\$143,117.00	\$0.00	\$119,264.20	\$23,852.80	\$0.00	\$23,852.80	16.67%
1005.45.4503.51610	Recreation-Wages	\$137,872.00	\$0.00	\$98,756.56	\$39,115.44	\$0.00	\$39,115.44	28.37%
1005.45.4503.51620	Recreation-Wages PT	\$135,671.00	\$0.00	\$107,123.28	\$28,547.72	\$0.00	\$28,547.72	21.04%
1005.45.4503.51630	Recreation-Wages OT	\$2,000.00	\$0.00	\$834.83	\$1,165.17	\$0.00	\$1,165.17	58.26%
1005.45.4503.51900	Recreation-Wages Recording Sec	\$1,500.00	\$0.00	\$750.00	\$750.00	\$0.00	\$750.00	50.00%
1005.45.4503.51902	Recreation-Insurance Stpend	\$3,000.00	\$0.00	\$2,192.22	\$807.78	\$0.00	\$807.78	26.93%
1005.45.4503.53400	Recreation-Other Professional	\$26,000.00	\$0.00	\$17,426.94	\$8,573.06	\$0.00	\$8,573.06	32.97%
1005.45.4503.55400	Recreation-Advertising	\$6,250.00	\$0.00	\$5,474.85	\$775.15	\$0.00	\$775.15	12.40%
1005.45.4503.55800	Recreation-Transportation	\$0.00	\$0.00	\$38.16	(\$38.16)	\$0.00	(\$38.16)	0.00%
1005.45.4503.56120	Recreation-Recreation Supplies	\$12,500.00	\$0.00	\$7,252.87	\$5,247.33	\$0.00	\$5,247.33	41.98%
1005.45.4503.56900	Recreation-Spooky Nights	\$12,000.00	\$0.00	\$13,697.51	(\$1,697.51)	\$0.00	(\$1,697.51)	-14.15%
	DEPARTMENT: Recreation Commission - 4503	\$336,793.00	\$0.00	\$253,547.02	\$83,245.98	\$0.00	\$83,245.98	24.72%
1005.45.4505.51610	Park Maint.-Wages	\$45,487.00	\$0.00	\$31,460.02	\$14,026.98	\$0.00	\$14,026.98	30.84%
1005.45.4505.51620	Park Maint.-Wages PT	\$19,062.00	\$0.00	\$12,195.04	\$6,866.96	\$0.00	\$6,866.96	36.02%
1005.45.4505.51630	Park Maint.-Wages OT	\$3,250.00	\$0.00	\$1,393.09	\$1,856.91	\$0.00	\$1,856.91	57.14%
1005.45.4505.54200	Cleaning Services-Park Maint.	\$400.00	\$0.00	\$0.00	\$400.00	\$0.00	\$400.00	100.00%
1005.45.4505.54300	Park Maint.-Vehicle Maintanc	\$2,000.00	\$0.00	\$2,783.56	(\$783.56)	\$0.00	(\$783.56)	-39.18%
1005.45.4505.54301	Park Maint.-Building & Grounds	\$5,000.00	\$0.00	\$3,945.27	\$1,054.73	\$79.59	\$975.14	19.50%
1005.45.4505.54304	Park Maint.-Equipment Maint. R	\$5,000.00	\$0.00	\$5,211.55	(\$211.55)	\$0.00	(\$211.55)	-4.23%
1005.45.4505.54307	Park Maint.-Office Equipment R	\$1,500.00	\$0.00	\$190.14	\$1,309.86	\$0.00	\$1,309.86	87.32%
1005.45.4505.55302	Park Maint.-Telephone	\$1,200.00	\$0.00	\$1,287.01	(\$87.01)	\$0.00	(\$87.01)	-7.25%
1005.45.4505.55800	Park Maint.-Travel Rntburseme	\$750.00	\$0.00	\$32.10	\$717.90	\$0.00	\$717.90	95.72%
1005.45.4505.56011	Park Maint.-Clothing & Boot Al	\$1,400.00	\$0.00	\$1,291.28	\$108.72	\$0.00	\$108.72	7.77%
1005.45.4505.56220	Park Maint.-Electricity	\$4,700.00	\$0.00	\$2,419.85	\$2,280.15	\$1,064.37	\$1,215.78	25.87%
1005.45.4505.56260	Park Maint.-Gasoline	\$6,500.00	\$0.00	\$4,214.72	\$2,285.28	\$0.00	\$2,285.28	35.16%
1005.45.4505.56261	Park Maint.-Diesel Fuel	\$1,500.00	\$0.00	\$465.03	\$1,034.97	\$0.00	\$1,034.97	69.00%
1005.45.4505.56900	Park Maint.-Other Supplies	\$17,000.00	\$0.00	\$5,825.96	\$11,174.04	\$0.00	\$11,174.04	65.73%
	DEPARTMENT: Recreation Park Maint. - 4505	\$114,749.00	\$0.00	\$72,714.62	\$42,034.38	\$1,143.96	\$40,890.42	35.63%
1005.45.4595.58902	Open Space-Open Space Funding	\$8,208.00	\$0.00	\$8,208.00	\$0.00	\$0.00	\$0.00	0.00%
	DEPARTMENT: Open Space Funding - 4595	\$8,208.00	\$0.00	\$8,208.00	\$0.00	\$0.00	\$0.00	0.00%
1005.45.4596.53010	Community Center-Service Contr	\$700.00	\$0.00	\$0.00	\$700.00	\$0.00	\$700.00	100.00%
1005.45.4596.53512	Community Center-Internet & TV	\$2,000.00	\$0.00	\$1,253.16	\$746.84	\$1,139.00	(\$92.16)	-19.61%
1005.45.4596.54200	Community Center-Cleaning Serv	\$2,942.00	\$0.00	\$2,600.00	\$342.00	\$0.00	\$342.00	11.62%
1005.45.4596.54306	Community Center-Building Repa	\$5,000.00	\$0.00	\$5,961.07	(\$961.07)	\$0.00	(\$961.07)	-19.22%
1005.45.4596.54411	Community Center-Water Fees	\$1,100.00	\$0.00	\$721.12	\$378.88	\$399.02	(\$20.14)	-1.83%
1005.45.4596.54412	Community Center-Sewer Use Fee	\$1,200.00	\$0.00	\$1,320.00	(\$120.00)	\$0.00	(\$120.00)	-10.00%
1005.45.4596.55302	Community Center-Telephone	\$600.00	\$0.00	\$0.00	\$600.00	\$0.00	\$600.00	100.00%
1005.45.4596.56100	Community Center-Custodial Sup	\$1,000.00	\$0.00	\$0.00	\$1,000.00	\$0.00	\$1,000.00	100.00%
1005.45.4596.56210	Community Center-Fuel/Gas Heat	\$2,000.00	\$0.00	\$1,923.42	\$76.58	\$1,042.08	(\$965.50)	-48.28%
1005.45.4596.56220	Community Center-Electricity	\$6,000.00	\$0.00	\$2,031.82	\$3,968.18	\$3,536.82	\$431.36	7.19%
	DEPARTMENT: Community Center - 4596	\$22,542.00	\$0.00	\$15,810.59	\$6,731.41	\$6,116.92	\$614.49	2.73%
1005.45.4597.53512	Green Bldg-Internet	\$4,550.00	\$0.00	\$2,521.65	\$2,028.35	\$0.00	\$2,028.35	44.56%
1005.45.4597.54200	Green Bldg-Cleaning Service	\$5,500.00	\$0.00	\$2,380.00	\$1,120.00	\$0.00	\$1,120.00	32.00%
1005.45.4597.54306	Green Bldg-Building Repairs	\$4,500.00	\$0.00	\$7,073.37	(\$2,573.37)	\$0.00	(\$2,573.37)	-57.19%
1005.45.4597.54411	Green Bldg-Water Fees	\$1,100.00	\$0.00	\$1,227.81	(\$127.81)	\$781.64	(\$909.45)	-82.66%

Town of Brooklyn

Budget Report

Fiscal Year: 2019-2020

From Date: 4/1/2020 To Date: 6/30/2020

Subtotal by Collapse Mask
 Include pre encumbrance
 Print accounts with zero balance
 Filter Encumbrance Detail by Date Range
 Exclude Inactive Accounts with zero balance

Account Number	Description	GL Budget	Range To Date	YTD	Balance	Encumbrance	Budget Balance % Bud
1005.45.4597.54412	Green Bldg-Sewer Use Fees	\$2,000.00	\$0.00	\$1,980.00	\$20.00	\$0.00	1.00%
1005.45.4597.55302	Green Bldg-Telephone	\$370.00	\$0.00	\$2,181.07	(\$1,811.07)	\$95.30	(\$1,906.37) -515.24%
1005.45.4597.56100	Green Bldg-Custodial Supplies	\$750.00	\$0.00	\$199.87	\$550.13	\$0.00	\$550.13 73.35%
1005.45.4597.56210	Green Bldg-Fuel/Gas Heating	\$2,600.00	\$0.00	\$1,903.15	\$696.85	\$1,091.61	(\$394.76) -15.18%
1005.45.4597.56220	Green Bldg-Electricity	\$6,300.00	\$0.00	\$4,166.29	\$2,133.71	\$4,215.66	(\$2,061.95) -33.05%
	DEPARTMENT: Clifford B. Green Bldg - 4597	\$25,670.00	\$0.00	\$23,633.21	\$2,036.79	\$6,184.21	(\$4,147.42) -16.16%
1005.45.4598.55014	Transit District-NE CT Transit	\$14,364.00	\$0.00	\$14,364.00	\$0.00	\$0.00	0.00%
	DEPARTMENT: Transit District - 4598	\$14,364.00	\$0.00	\$14,364.00	\$0.00	\$0.00	0.00%
1005.45.4599.56900	Special Programs-Christmas Lig	\$1,000.00	\$0.00	\$63.98	\$936.02	\$0.00	\$936.02 93.60%
1005.45.4599.56901	Special Programs-Family Fun Da	\$2,250.00	\$0.00	\$0.00	\$2,250.00	\$0.00	\$2,250.00 100.00%
1005.45.4599.56902	Special Programs-Memorial & Ve	\$2,500.00	\$0.00	\$252.00	\$2,248.00	\$0.00	\$2,248.00 89.92%
1005.45.4599.56910	earth day	\$500.00	\$0.00	\$0.00	\$500.00	\$0.00	\$500.00 100.00%
	DEPARTMENT: Special Programs - 4599	\$6,250.00	\$0.00	\$315.98	\$5,934.02	\$0.00	\$5,934.02 94.94%
1005.47.4700.59507	School Budget-School Expenses	\$18,662,768.00	\$0.00	\$14,353,133.35	\$4,309,634.65	\$0.00	\$4,309,634.65 23.09%
	DEPARTMENT: School Expenses - 4700	\$18,662,768.00	\$0.00	\$14,353,133.35	\$4,309,634.65	\$0.00	\$4,309,634.65 23.09%
1005.48.4898.53023	Long Term Debt-Legal Fees & Se	\$29,500.00	\$0.00	\$1,625.00	\$27,875.00	\$0.00	\$27,875.00 94.49%
1005.48.4898.54420	Long Term Debt-Truck Lease	\$0.00	\$0.00	\$8,798.55	(\$8,798.55)	\$0.00	(\$8,798.55) 0.00%
1005.48.4898.58251	Long Term Debt-Putnam Technolo	\$10,700.00	\$0.00	\$0.00	\$10,700.00	\$0.00	\$10,700.00 100.00%
	DEPARTMENT: Long Term Debt Services - 4898	\$40,200.00	\$0.00	\$10,423.55	\$29,776.45	\$0.00	\$29,776.45 74.07%
1005.48.4899.58252	Short Term Debt-Payment Killin	\$240,000.00	\$0.00	\$269,866.00	(\$29,866.00)	\$0.00	(\$29,866.00) -12.44%
1005.48.4899.58258	Capital High School	\$90,000.00	\$0.00	\$89,233.00	\$767.00	\$0.00	\$767.00 0.85%
1005.48.4899.58310	Short Term Debt-Principal	\$234,250.00	\$0.00	\$234,250.00	\$0.00	\$0.00	\$0.00 0.00%
1005.48.4899.58350	Short Term Debt-Interest	\$105,216.00	\$0.00	\$105,217.05	(\$1.05)	\$0.00	(\$1.05) 0.00%
	DEPARTMENT: Short Term Debt Services - 4899	\$669,466.00	\$0.00	\$698,566.05	(\$29,100.05)	\$0.00	(\$29,100.05) -4.35%
1005.48.9800.53900	Contingency-Transfers	\$120,044.00	\$0.00	\$0.00	\$120,044.00	\$0.00	\$120,044.00 100.00%
	DEPARTMENT: Contingency-Year End Transfers - 9800	\$120,044.00	\$0.00	\$0.00	\$120,044.00	\$0.00	\$120,044.00 100.00%
1005.49.4900.57390	Capital Outlay-Capital Equipme	\$148,241.00	\$0.00	\$148,241.00	\$0.00	\$0.00	\$0.00 0.00%
	DEPARTMENT: Capital Outlay - 4900	\$148,241.00	\$0.00	\$148,241.00	\$0.00	\$0.00	\$0.00 0.00%
1005.50.5000.52100	Fringe Benefits-Life Insurance	\$3,650.00	\$0.00	\$2,482.50	\$1,167.50	\$0.00	\$1,167.50 31.98%
1005.50.5000.52200	Fringe Benefits-Employer Portl	\$129,600.00	\$0.00	\$84,630.49	\$44,969.51	\$0.00	\$44,969.51 34.70%
1005.50.5000.52300	Fringe Benefits-Pension/Retire	\$173,114.00	\$0.00	(\$14,324.47)	\$187,438.47	\$0.00	\$187,438.47 108.27%
1005.50.5000.52301	Fringe Benefit-Pension Adminis	\$8,500.00	\$0.00	\$6,550.00	\$1,950.00	\$0.00	\$1,950.00 22.94%
1005.50.5000.52600	Fringe Benefit-Unemployment Co	\$5,000.00	\$0.00	\$8,380.83	(\$3,380.83)	\$0.00	(\$3,380.83) -67.62%
1005.50.5000.52800	Fringe Benefit-Health & Dental	\$327,000.00	\$0.00	\$247,627.72	\$79,372.28	\$0.00	\$79,372.28 24.27%
1005.50.5000.52900	Teacher Retirement Cost CT	\$42,891.00	\$0.00	\$0.00	\$42,891.00	\$0.00	\$42,891.00 100.00%
	DEPARTMENT: Fringe Benefits - 5000	\$689,755.00	\$0.00	\$335,347.07	\$354,407.93	\$0.00	\$354,407.93 51.38%
1005.50.5001.52700	Municipal Insurance-Workers Co	\$79,676.00	\$0.00	\$85,260.00	(\$5,584.00)	\$0.00	(\$5,584.00) -7.01%
1005.50.5001.52701	Municipal Insurance-LAP	\$32,324.00	\$0.00	\$44,688.00	(\$12,365.00)	\$0.00	(\$12,365.00) -38.25%
	DEPARTMENT: Municipal Insurance - 5001	\$112,000.00	\$0.00	\$129,948.00	(\$17,949.00)	\$0.00	(\$17,949.00) -16.03%
1005.80.8013.53010	Contracted Services-Storm Wate	\$20,500.00	\$0.00	\$21,628.75	(\$1,128.75)	\$0.00	(\$1,128.75) -5.51%
	DEPARTMENT: Storm Water Mgmt - 8013	\$20,500.00	\$0.00	\$21,628.75	(\$1,128.75)	\$0.00	(\$1,128.75) -5.51%

Town of Brooklyn

Budget Report

Fiscal Year: 2019-2020

From Date: 4/1/2020 To Date: 6/30/2020

- Subtotal by Collapse Mask
 Include pre encumbrance
 Print accounts with zero balance
 Filter Encumbrance Detail by Date Range
 Exclude Inactive Accounts with zero balance

Account Number	Description	GL Budget	Range To Date	YTD	Balance	Encumbrance	Budget Balance % Bud
		\$24,307,569.00	\$0.00	\$18,378,733.75	\$5,928,835.25	\$162,709.91	\$5,766,125.34 23.72%

Grand Total:

End of Report

TOWN OF BROOKLYN, CONNECTICUT

Annual Financial Statements

For the Year Ended June 30, 2019

KING, KING & ASSOCIATES, P.C.
CERTIFIED PUBLIC ACCOUNTANTS

TOWN OF BROOKLYN, CONNECTICUT

Table of Contents

For the Year Ended June 30, 2019

	<u>Page</u>
INDEPENDENT AUDITOR'S REPORT	1
MANAGEMENT'S DISCUSSION AND ANALYSIS	3
BASIC FINANCIAL STATEMENTS	
<i>Government-Wide Financial Statements:</i>	
Statement of Net Position	10
Statement of Activities	11
<i>Fund Financial Statements:</i>	
Governmental Funds	
Balance Sheet	12
Reconciliation of the Balance Sheet of Governmental Funds to the Statement of Net Position	13
Statement of Revenues, Expenditures, and Changes in Fund Balances	14
Reconciliation of the Statement of Revenues, Expenditures, and Changes in Fund Balances of Governmental Funds to the Statement of Activities	15
Proprietary Funds	
Statement of Fund Net Position	16
Statement of Revenues, Expenses and Changes in Fund Net Position	17
Statement of Cash Flows	18
Fiduciary Funds	
Statement of Fiduciary Net Position	19
Statement of Changes in Fiduciary Net Position	20
Notes to the Financial Statements	21
REQUIRED SUPPLEMENTARY INFORMATION	
Schedule of Revenues, Expenditures, and Changes in Fund Balance Budget and Actual (Budgetary Basis) – General Fund	55
Schedule of Changes of Net Pension Liability and Related Ratios – Town Employee Retirement Plan	59
Schedule of Contributions – Town Employee Retirement Plan	60
Schedule of Investment Returns – Town Employee Retirement Plan	61
Schedule of Changes of Net Pension Liability – Fire Department Service Awards Plan	62
Schedule of Contributions – Fire Department Service Awards Plan	63

TOWN OF BROOKLYN, CONNECTICUT

Table of Contents

For the Year Ended June 30, 2019

	<u>Page</u>
State Teacher's Retirement System - Proportionate Share of Net Pension Liability	64
Schedule of Changes in the Total OPEB Liability and Related Ratios	65
State Teacher's Retirement System - Proportionate Share of Net OPEB Liability	66
 SUPPLEMENTAL AND COMBINING INDIVIDUAL NONMAJOR FUND STATEMENTS AND SCHEDULES	
 Nonmajor Governmental Funds	
Combining Balance Sheet	67
Combining Statement of Revenues, Expenditures, and Changes in Fund Balances	68
 Supplemental Schedules	
Schedule of Debt Limitation	69
Schedule of Property Taxes Levied, Collected, and Outstanding	70
Schedule of Changes in Fund Balance by Project – Capital Nonrecurring Fund	71

- THIS PAGE INTENTIONALLY LEFT BLANK -

INDEPENDENT AUDITOR'S REPORT

To the Board of Finance
Town of Brooklyn, Connecticut

Report on the Financial Statements

We have audited the accompanying financial statements of the governmental activities, the business-type activities, each major fund, and the aggregate remaining fund information of the Town of Brooklyn, CT, as of and for the year ended June 30, 2019, and the related notes to the financial statements, which collectively comprise the Town of Brooklyn, CT's basic financial statements as listed in the table of contents.

Management's Responsibility for the Financial Statements

Management is responsible for the preparation and fair presentation of these financial statements in accordance with accounting principles generally accepted in the United States of America; this includes the design, implementation, and maintenance of internal control relevant to the preparation and fair presentation of financial statements that are free from material misstatement, whether due to fraud or error.

Auditor's Responsibility

Our responsibility is to express opinions on these financial statements based on our audit. We conducted our audit in accordance with auditing standards generally accepted in the United States of America and the standards applicable to financial audits contained in *Government Auditing Standards*, issued by the Comptroller General of the United States. Those standards require that we plan and perform the audit to obtain reasonable assurance about whether the financial statements are free from material misstatement.

An audit involves performing procedures to obtain audit evidence about the amounts and disclosures in the financial statements. The procedures selected depend on the auditor's judgment, including the assessment of the risks of material misstatement of the financial statements, whether due to fraud or error. In making those risk assessments, the auditor considers internal control relevant to the entity's preparation and fair presentation of the financial statements in order to design audit procedures that are appropriate in the circumstances, but not for the purpose of expressing an opinion on the effectiveness of the entity's internal control. Accordingly, we express no such opinion. An audit also includes evaluating the appropriateness of accounting policies used and the reasonableness of significant accounting estimates made by management, as well as evaluating the overall presentation of the financial statements.

We believe that the audit evidence we have obtained is sufficient and appropriate to provide a basis for our audit opinions.

Opinions

In our opinion, the financial statements referred to above present fairly, in all material respects, the respective financial position of the governmental activities, the business-type activities, each major fund, and the aggregate remaining fund information of the Town of Brooklyn, CT, as of June 30, 2019, and the respective changes in financial position and, where applicable, cash flows thereof for the year then ended in accordance with accounting principles generally accepted in the United States of America.

Emphasis of Matter

As discussed in Note 15 of the financial statements, the impact of the COVID-19 epidemic that occurred after year-end may affect the financial position of the Town of Brooklyn. Our opinion is not modified with respect to that matter.

Other Matters

Required Supplementary Information

Accounting principles generally accepted in the United States of America require that the management's discussion and analysis on pages 3–9, budgetary comparison information on pages 55-58, and Pension and OPEB schedules on pages 59-66 be presented to supplement the basic financial statements. Such information, although not a part of the basic financial statements, is required by the Governmental Accounting Standards Board, who considers it to be an essential part of financial reporting for placing the basic financial statements in an appropriate operational, economic, or historical context. We have applied certain limited procedures to the required supplementary information in accordance with auditing standards generally accepted in the United States of America, which consisted of inquiries of management about the methods of preparing the information and comparing the information for consistency with management's responses to our inquiries, the basic financial statements, and other knowledge we obtained during our audit of the basic financial statements. We do not express an opinion or provide any assurance on the information because the limited procedures do not provide us with sufficient evidence to express an opinion or provide any assurance.

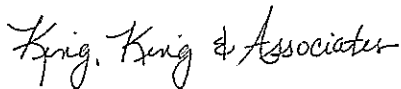
Other Information

Our audit was conducted for the purpose of forming opinions on the financial statements that collectively comprise the Town of Brooklyn, CT's basic financial statements. The combining and individual nonmajor fund financial statements and supplemental schedules are presented for purposes of additional analysis and are not a required part of the basic financial statements.

The combining and individual nonmajor fund financial statements and supplemental schedules are the responsibility of management and were derived from and relate directly to the underlying accounting and other records used to prepare the basic financial statements. Such information has been subjected to the auditing procedures applied in the audit of the basic financial statements and certain additional procedures, including comparing and reconciling such information directly to the underlying accounting and other records used to prepare the basic financial statements or to the basic financial statements themselves, and other additional procedures in accordance with auditing standards generally accepted in the United States of America. In our opinion, the combining and individual nonmajor fund financial statements and supplemental schedules are fairly stated in all material respects in relation to the basic financial statements as a whole.

Other Reporting Required by Government Auditing Standards

In accordance with *Government Auditing Standards*, we have also issued our report dated March 11, 2020, on our consideration of the Town of Brooklyn, CT's internal control over financial reporting and on our tests of compliance with certain provisions of laws, regulations, contracts, and grant agreements and other matters. The purpose of that report is to describe the scope of our testing of internal control over financial reporting and compliance and the results of that testing, and not to provide an opinion on internal control over financial reporting or on compliance. That report is an integral part of an audit performed in accordance with *Government Auditing Standards* in considering the Town of Brooklyn, CT's internal control over financial reporting and compliance.



King, King & Associates, P.C., CPAs
Winsted, CT
March 11, 2020

TOWN OF BROOKLYN, CONNECTICUT
Management's Discussion and Analysis
June 30, 2019

As management of the Town of Brooklyn, CT, we offer readers of the Town of Brooklyn, CT's financial statements this narrative overview and analysis of the financial activities of the Town of Brooklyn, CT for the fiscal year ended June 30, 2019.

FINANCIAL HIGHLIGHTS

- The assets of the Town of Brooklyn, CT exceeded its liabilities at the close of the most recent fiscal year by \$26,495,938 (*net position*). Of this amount, \$(2,502,821) (*unrestricted net position*) may be used to meet the government's ongoing obligations to citizens and creditors. Restricted Net Position of \$696,650 is restricted for various programs such as road improvements, façade improvement program, education, town clerk grants, and other purposes.
- In the Town's governmental activities, total net position decreased by \$732,607.
- In the Town's business-type activities, total net position increased by \$109,590.
- As of the close of the current fiscal year, the Town of Brooklyn, CT's governmental funds reported combined ending fund balances of \$(1,860,904), an increase of \$675,152 in comparison with the prior year. The total unassigned fund balance is negative due to a large Bond Anticipation Note in the Capital Nonrecurring Fund.
- At the end of the current fiscal year, unassigned fund balance for the General Fund was \$798,447 or 3.1% of total General Fund expenditures. The total fund balance of the General Fund was \$964,710 or 3.8% of total General Fund expenditures.

OVERVIEW OF THE FINANCIAL STATEMENTS

This discussion and analysis is intended to serve as an introduction to the Town of Brooklyn, CT's basic financial statements. The Town of Brooklyn, CT's basic financial statements comprise three components: 1) government-wide financial statements, 2) fund financial statements, and 3) notes to the financial statements. This report also contains other supplementary information in addition to the basic financial statements themselves.

Government-wide financial statements. The *government-wide financial statements* are designed to provide readers with a broad overview of the Town of Brooklyn, CT's finances, in a manner similar to a private-sector business.

The *statement of net position* presents information on all of the Town of Brooklyn, CT's assets, deferred outflows of resources, liabilities, and deferred inflows of resources with the difference between the two reported as *net position*. Over time, increases or decreases in net position may serve as a useful indicator whether the financial position of the Town of Brooklyn, CT is improving or deteriorating.

The *statement of activities* presents information showing how the government's net position is changed during the most recent fiscal year. All changes in net position are reported as soon as the underlying event giving rise to the change occurs, *regardless of the timing of related cash flows*. Thus, revenues and expenses are reported in this statement for some items that will only result in cash flows in future periods (e.g., earned but unused vacation leave).

TOWN OF BROOKLYN, CONNECTICUT

Management's Discussion and Analysis

June 30, 2019

Both of the government-wide financial statements distinguish functions of the Town of Brooklyn, CT that are principally supported by intergovernmental revenues (*governmental activities*) from other functions that are intended to recover all or a significant portion of their costs through user fees and charges (*business-type activities*). The governmental activities of the Town of Brooklyn, CT include education, public safety, general government, public works, human services, civic and cultural, and development and planning. Property taxes, state and federal grants, and local revenues such as fees and licenses finance most of these activities. The business-type activities of the Town of Brooklyn, CT include fees to customers to help it cover all or most of the cost of certain services it provides.

The government-wide financial statements can be found on pages 10-11 of this report.

Fund financial statements. A *fund* is a grouping of related accounts that is used to maintain control over resources that have been segregated for specific activities or objectives. The Town of Brooklyn, CT, like other state and local governments, uses fund accounting to ensure and demonstrate compliance with finance-related legal requirements. All of the funds of the Town of Brooklyn, CT can be divided into three categories: governmental funds, proprietary funds, and fiduciary funds.

Governmental Funds. *Governmental funds* are used to account for essentially the same functions reported as *governmental activities* in the government-wide financial statements. However, unlike the government-wide financial statements, governmental fund financial statements focus on *near-term inflows and outflows of spendable resources*, as well as on *balances of spendable resources* available at the end of the fiscal year. Such information may be useful in evaluating a government's near-term financing requirements.

Because the focus of governmental funds is narrower than that of the government-wide financial statements, it is useful to compare the information presented for *governmental funds* with similar information presented for *governmental activities* in the government-wide financial statements. By doing so, readers may better understand the long-term impact of the government's near-term financing decisions. Both the governmental fund balance sheet and the governmental fund statement of revenues, expenditures, and changes in fund balances provide a reconciliation to facilitate this comparison.

The Town of Brooklyn, CT, maintains nine (9) individual governmental funds. Information is presented separately in the governmental fund balance sheet and in the governmental fund statement of revenues, expenditures, and changes in fund balances for the General Fund, and Capital Nonrecurring Fund. Data from the other governmental funds are combined into a single, aggregate presentation. Individual fund data for each of these nonmajor governmental funds is provided in the form of combining statements elsewhere in this report.

The Town of Brooklyn, CT, adopts an annual appropriated budget for its General Fund. A budgetary comparison statement has been provided for the General Fund to demonstrate compliance with this budget.

The basic governmental fund financial statements can be found on pages 12-15 of this report.

Proprietary Funds. The Town maintains one proprietary fund. Proprietary funds provide the same type of information as the government-wide financial statements, only in more detail. The proprietary fund financial statements provide information for the Water Pollution Control Authority.

The basic proprietary fund financial statements can be found on pages 16-18 of this report.

TOWN OF BROOKLYN, CONNECTICUT
Management's Discussion and Analysis
June 30, 2019

Fiduciary Funds. Fiduciary funds are used to account for resources held for the benefit of parties outside the government. Fiduciary funds are not reflected in the government-wide financial statements because the resources of those funds are not available to support the Town of Brooklyn, CT's own programs. The accounting used for fiduciary funds is much like that used for Proprietary Funds.

The basic fiduciary fund financial statements can be found on pages 19-20 of this report.

Notes to the financial statements. The notes provide additional information that is essential to a full understanding of the data provided in the government-wide and fund financial statements. The notes to the financial statements can be found on pages 21-54 of this report.

GOVERNMENT-WIDE FINANCIAL ANALYSIS

As noted earlier, net position may serve over time as a useful indicator of a government's financial position. In the case of the Town of Brooklyn, CT, assets and deferred outflows of resources exceeded liabilities and deferred inflows of resources by \$26,495,938 at the close of the most recent fiscal year.

	Governmental Activities		Business-Type Activities		Totals	
	Restated		Restated		Restated	
	2019	2018	2019	2018	2019	2018
Current and Other Assets	\$ 3,428,163	\$ 2,585,904	\$ 1,023,070	\$ 574,850	\$ 4,451,233	\$ 3,160,754
Capital Assets	31,575,249	31,967,251	2,227,395	2,291,491	33,802,644	34,258,742
Total Assets	35,003,412	34,553,155	3,250,465	2,866,341	38,253,877	37,419,496
Deferred Outflows of Resources	694,733	610,209	-	-	694,733	610,209
Long-term Liabilities	5,268,863	5,369,080	1,061,361	1,079,640	6,330,224	6,448,720
Other Liabilities	4,960,165	4,314,033	302,222	9,409	5,262,387	4,323,442
Total Liabilities	10,229,028	9,683,113	1,363,583	1,089,049	11,592,611	10,772,162
Deferred Inflows of Resources	860,061	138,588	-	-	860,061	138,588
Net Position:						
Net Investment in Capital Assets	27,136,075	28,044,139	1,166,034	1,211,851	28,302,109	29,255,990
Restricted	696,650	744,512	-	-	696,650	744,512
Unrestricted	(3,223,669)	(3,446,988)	720,848	565,441	(2,502,821)	(2,881,547)
Total Net Position	\$ 24,609,056	\$ 25,341,663	\$ 1,886,882	\$ 1,777,292	\$ 26,495,938	\$ 27,118,955

The largest portion of the Town's net position reflects its investment in capital assets (land, buildings and systems, machinery and equipment, and infrastructure assets such as roads and bridges) less any related debt used to acquire those assets that is still outstanding. The Town uses these assets to provide services to its citizens; consequently, these assets are not available for spending. Net investment in capital assets decreased by \$953,881 primarily due to depreciation being greater than fixed asset additions and the pay down of related debt.

The Town's restricted net position of \$696,650 decreased by \$47,862 compared to last years restricted net position of \$744,512.

TOWN OF BROOKLYN, CONNECTICUT
Management's Discussion and Analysis
June 30, 2019

The Town's unrestricted net position of (\$2,502,821) increased by \$378,726 compared to last years unrestricted net position of (\$2,881,547).

	Governmental Activities		Business-Type Activities		Totals	
	2019	2018	2019	2018	2019	2018
REVENUES						
<i>General Revenues:</i>						
Property Taxes	\$ 15,766,929	\$ 15,015,869	\$ -	\$ -	\$ 15,766,929	\$ 15,015,869
Unrestricted Grants & Contributions	303,489	432,973	-	-	303,489	432,973
Unrestricted Investment Income	22,417	7,245	2,395	2,033	24,812	9,278
Other General Revenues	60,473	1,044,229	-	-	60,473	1,044,229
<i>Program Revenues:</i>						
Charges for Services	812,288	694,349	558,320	520,604	1,370,608	1,214,953
Operating Grants and Contributions	9,430,527	7,567,903	-	-	9,430,527	7,567,903
Capital Grants and Contributions	170,963	2,661,667	-	-	170,963	2,661,667
Total Revenues	26,567,086	27,424,235	560,715	522,637	27,127,801	27,946,872
EXPENSES						
<i>Governmental Activities:</i>						
General Government	1,758,271	1,679,179	-	-	1,758,271	1,679,179
Public Safety	890,669	838,548	-	-	890,669	838,548
Public Works	2,050,351	1,390,227	-	-	2,050,351	1,390,227
Health and Human Services	68,215	61,670	-	-	68,215	61,670
Civic and Cultural	846,152	666,249	-	-	846,152	666,249
Development and Planning	175,063	128,470	-	-	175,063	128,470
Education	21,435,147	19,713,011	-	-	21,435,147	19,713,011
Interest on Long-Term Debt	75,825	70,194	-	-	75,825	70,194
<i>Business-Type Activities:</i>						
Water Pollution Control Authority	-	-	451,125	423,042	451,125	423,042
Total Expenses	27,299,693	24,547,548	451,125	423,042	27,750,818	24,970,590
Change in Net Position	(732,607)	2,876,687	109,590	99,595	(623,017)	2,976,282
Beginning Net Position, Restated	25,341,663	22,464,976	1,777,292	1,677,697	27,118,955	24,142,673
Ending Net Position	\$ 24,609,056	\$ 25,341,663	\$ 1,886,882	\$ 1,777,292	\$ 26,495,938	\$ 27,118,955

Governmental activities. Governmental activities decreased the Town of Brooklyn, CT's net position by \$732,607.

Key elements of this decrease are as follows:

- An increase in the property tax revenues due to an increase in the mill rate of 1.00.
- Depreciation expense greater than capital additions by \$392,002.
- Accrual basis change related to the school building grant in the amount of \$530,542.

TOWN OF BROOKLYN, CONNECTICUT

Management's Discussion and Analysis

June 30, 2019

Fifty-nine percent (59%) of the revenues of the Town were derived from property taxes, followed by thirty-seven percent (37%) from grants and contributions, three percent (3%) from charges for services and less than one percent (1%) of the Town's revenue in the fiscal year was derived from investment and other income.

Seventy-nine percent (79%) of the expenses of the Town were related to education, followed by six percent (6%) related to general government, seven percent (7%) related to public works and eight percent (8%) related to the remainder of the government's expenses.

Business-Type activities. The business-type activities consist of the Water Pollution Control Authority. The Authority's cost and expenses are a direct result of the amount of waste flowing from the Town into the Waste Water Treatment Plant. Revenue and expenses will vary from year to year based on the flow from the residences and businesses connected to the system.

The activity of the Authority has been relatively consistent as the system has not been expanding to significant new users in recent years. The change in net position for the current year was \$109,590.

FINANCIAL ANALYSIS OF THE GOVERNMENT'S FUNDS

As noted earlier, the Town of Brooklyn, CT uses fund accounting to ensure and demonstrate compliance with finance-related legal requirements.

Governmental Funds. The focus of the Town of Brooklyn, CT's governmental funds is to provide information on near-term inflows, outflows, and balances of *spendable* resources. Such information is useful in assessing the Town of Brooklyn, CT's financing requirements. In particular, *unassigned fund balance* may serve as a useful measure of a government's net resources available for spending at the end of the fiscal year.

As of the end of the current fiscal year, the Town of Brooklyn, CT's governmental funds reported combined ending fund balances of \$(1,860,904), an increase of \$675,152 in comparison with the prior year. The governmental funds currently have a negative unassigned fund balance due to a large BAN reported in the Capital Nonrecurring Fund.

General Fund. The General Fund is the chief operating fund of the Town of Brooklyn, CT. At the end of the current fiscal year, unassigned fund balance of the General Fund was \$798,447. As a measure of the General Fund's liquidity, it may be useful to compare unassigned fund balance to total fund expenditures. Unassigned fund balance represents 3.1 percent of total General Fund expenditures.

The fund balance of the Town of Brooklyn, CT's General Fund increased by \$449,544 during the current fiscal year. Key factors in this increase are as follows:

- Education expenditures coming in \$205,000 under budget.
- Contingency expenditures coming in \$290,000 under budget.

Capital Nonrecurring Fund. The fund balance of the Capital Nonrecurring Fund increased by \$347,595 during the current fiscal year. This increase is primarily related to the transfer in of funds from the General Fund and the recognition of previously deferred grant revenue greater than capital and debt service expenditures.

TOWN OF BROOKLYN, CONNECTICUT

Management's Discussion and Analysis

June 30, 2019

GENERAL FUND BUDGETARY HIGHLIGHTS

The actual net change in fund balance of the General Fund on a budgetary basis was \$449,544. Budgetary revenues were \$177,390 less than expected due primarily to not needing to use the budgeted amount from fund balance to balance the budget. Budgetary expenditures were \$627,474 less than expected due primarily to a contingency line of \$290,625 that was not used along with an under expenditure in the Education line of \$205,859.

CAPITAL ASSET AND DEBT ADMINISTRATION

Capital assets. The Town of Brooklyn, CT's reported value in capital assets for its governmental and business-type activities as of June 30, 2019, amounts to \$33,802,644 (net of accumulated depreciation). This reported value in capital assets includes land, construction in progress, buildings and systems, machinery and equipment, and infrastructure assets such as roads and bridges. The total decrease in the Town's investment in capital assets for the current fiscal year was \$456,098, which consisted of capital additions of \$869,162, offset by current year depreciation of \$1,325,260.

	2019	2018
<i>Governmental Activities:</i>		
Land	\$ 2,927,769	\$ 2,927,769
Construction in Progress	655,102	637,828
Buildings and Systems	21,450,184	21,463,574
Machinery and Equipment	1,420,894	1,568,989
Infrastructure	5,121,300	5,369,091
	<u>\$ 31,575,249</u>	<u>\$ 31,967,251</u>
	2019	2018
<i>Business-type Activities:</i>		
Buildings and Systems	\$ 2,188,710	\$ 2,252,806
Machinery and Equipment	38,685	38,685
	<u>\$ 2,227,395</u>	<u>\$ 2,291,491</u>

Major capital asset events during the current fiscal year included the following:

- School playscape
- School energy and heating improvements
- New BOE tech software
- New generator
- New highway department leaf vac
- Various parking lot and road improvements

Additional information on the Town of Brooklyn, CT's capital assets can be found in Note 6 on page 34 of this report.

TOWN OF BROOKLYN, CONNECTICUT
 Management's Discussion and Analysis
 June 30, 2019

Long-term debt. At the end of the current fiscal year, the Town of Brooklyn, CT had long-term debt outstanding of \$6,330,224.

	<u>2019</u>	<u>2018</u>
<i>Governmental Activities:</i>		
Loan Payable	\$ 128,000	\$ 136,000
Capital Lease Obligation	24,524	32,112
Compensated Absences	737,886	498,421
Post Closure Landfill Costs	108,000	126,000
Net Pension Liability	3,226,582	2,884,333
OPEB Liability	1,043,871	1,692,214
Total Governmental Activities	<u>\$ 5,268,863</u>	<u>\$ 5,369,080</u>
 <i>Business-Type Activities:</i>		
General Obligation Bonds	<u>\$ 1,061,361</u>	<u>\$ 1,079,640</u>

The Town of Brooklyn, CT's total long-term debt decreased by \$118,496 (1.8 percent) during the current fiscal year. Additional information on the Town of Brooklyn, CT's long-term debt can be found in Note 7 on pages 35-37 of this report.

ECONOMIC FACTORS AND NEXT YEAR'S BUDGETS AND RATES

A summary of key economic factors affecting the Town are as follows:

- The Town receives intergovernmental revenues from the State of Connecticut. Connecticut's economy moves in the same general cycle as the national economy, which from time to time will affect the amount of intergovernmental revenues the Town will receive.
- Increased threat of losing State funding will continue to be a variable in our local budget, particularly ECS grants.
- The Town's budget included a provision for funding a Teacher Pension liability that had been proposed by the governor's budget.

All of these factors were considered in preparing the Town of Brooklyn, CT's budget for the 2020 fiscal year.

REQUEST FOR INFORMATION

This financial report is designed to provide a general overview of the Town of Brooklyn, CT's finances for all those with an interest in the government's finances. Questions concerning any of the information provided in this report or requests for additional financial information should be addressed to the Board of Finance, Town of Brooklyn, 4 Wolf Den Road, Brooklyn, CT 06234.

TOWN OF BROOKLYN, CONNECTICUT

Statement of Net Position

June 30, 2019

	Governmental Activities	Business-Type Activities	Total
Assets			
Cash and Cash Equivalents	\$ 1,951,866	\$ 960,074	\$ 2,911,940
Investments	728,172	-	728,172
Receivables, Net	739,326	62,996	802,322
Prepays	4,845	-	4,845
Inventories	3,954	-	3,954
Capital Assets:			
Assets Not Being Depreciated	3,582,871	-	3,582,871
Assets Being Depreciated, Net	27,992,378	2,227,395	30,219,773
Total Assets	<u>\$ 35,003,412</u>	<u>\$ 3,250,465</u>	<u>\$ 38,253,877</u>
Deferred Outflows of Resources			
Deferred Outflows - Pension	694,733	-	694,733
Total Deferred Outflows of Resources	<u>694,733</u>	<u>-</u>	<u>694,733</u>
Liabilities			
Accounts Payable and Accrued Items	\$ 400,936	\$ 302,222	\$ 703,158
Bond Anticipation Notes Payable	4,414,650	-	4,414,650
Unearned Revenue	144,579	-	144,579
Noncurrent Liabilities:			
Due Within One Year	144,996	18,690	163,686
Due In More Than One Year	5,123,867	1,042,671	6,166,538
Total Liabilities	<u>10,229,028</u>	<u>1,363,583</u>	<u>11,592,611</u>
Deferred Inflows of Resources			
Deferred Inflows - Pension	122,246	-	122,246
Deferred Inflows - OPEB	737,815	-	737,815
Total Deferred Inflows of Resources	<u>860,061</u>	<u>-</u>	<u>860,061</u>
Net Position			
Net Investment in Capital Assets	27,136,075	1,166,034	28,302,109
Restricted:			
Expendable	696,650	-	696,650
Unrestricted	(3,223,669)	720,848	(2,502,821)
Total Net Position	<u>\$ 24,609,056</u>	<u>\$ 1,886,882</u>	<u>\$ 26,495,938</u>

The notes to the financial statements are an integral part of this statement

TOWN OF BROOKLYN, CONNECTICUT

Statement of Activities

For the Year Ended June 30, 2019

Functions/Program Activities	Program Revenues			Net (Expense) Revenue and Changes in Net Position			
	Expenses	Charges for Services	Operating Grants and Contributions	Capital Grants and Contributions	Governmental Activities	Business-Type Activities	Total
Governmental Activities:							
General Government	\$ 1,758,271	\$ 188,894	\$ -	\$ -	\$ (1,569,377)	\$ -	\$ (1,569,377)
Public Safety	890,669	13,091	-	-	(877,578)	-	(877,578)
Public Works	2,050,351	90,601	242,277	170,963	(1,546,510)	-	(1,546,510)
Health and Human Services	68,215	-	-	-	(68,215)	-	(68,215)
Civic and Cultural	846,152	291,222	-	-	(554,930)	-	(554,930)
Development and Planning	175,063	110,834	-	-	(64,229)	-	(64,229)
Education	21,435,147	117,646	9,188,250	-	(12,129,251)	-	(12,129,251)
Interest on Long-Term Debt	75,825	-	-	-	(75,825)	-	(75,825)
Total Governmental Activities	<u>27,299,693</u>	<u>812,288</u>	<u>9,430,527</u>	<u>170,963</u>	<u>(16,885,915)</u>	<u>-</u>	<u>(16,885,915)</u>
Business-Type Activities:							
WPCA	451,125	558,320	-	-	-	107,195	107,195
Total Primary Government	<u>\$ 27,750,818</u>	<u>\$ 1,370,608</u>	<u>\$ 9,430,527</u>	<u>\$ 170,963</u>	<u>(16,885,915)</u>	<u>107,195</u>	<u>(16,778,720)</u>
General Revenues:							
Property Taxes					15,766,929	-	15,766,929
Grants not Restricted to Specific Programs					303,489	-	303,489
Unrestricted Investment Earnings					22,417	2,395	24,812
Other General Revenues					60,473	-	60,473
Total General Revenues					<u>16,153,308</u>	<u>2,395</u>	<u>16,155,703</u>
Change in Net Position					(732,607)	109,590	(623,017)
Net Position - Beginning of Year, Restated					25,341,663	1,777,292	27,118,955
Net Position - End of Year					<u>\$ 24,609,056</u>	<u>\$ 1,886,882</u>	<u>\$ 26,495,938</u>

The notes to the financial statements are an integral part of this statement

TOWN OF BROOKLYN, CONNECTICUT

Balance Sheet
Governmental Funds
June 30, 2019

	General Fund	Capital Nonrecurring Fund	Nonmajor Governmental Funds	Total Governmental Funds
Assets				
Cash and Cash Equivalents	\$ 1,724,685	\$ -	\$ 227,181	\$ 1,951,866
Investments	657,070	-	71,102	728,172
Receivables, Net of Allowance	304,681	186,874	247,771	739,326
Prepays	4,845	-	-	4,845
Inventories	-	-	3,954	3,954
Due from Other Funds	-	791,287	170,261	961,548
Total Assets	<u>\$ 2,691,281</u>	<u>\$ 978,161</u>	<u>\$ 720,269</u>	<u>\$ 4,389,711</u>
Liabilities				
Accounts Payable and Accrued Items	\$ 373,896	\$ 14,650	\$ 12,390	\$ 400,936
Bond Anticipation Notes Payable	-	4,414,650	-	4,414,650
Unearned Revenue	62,225	-	82,354	144,579
Due to Other Funds	961,548	-	-	961,548
Total Liabilities	<u>1,397,669</u>	<u>4,429,300</u>	<u>94,744</u>	<u>5,921,713</u>
Deferred Inflows of Resources				
Unavailable Revenues:				
Property Taxes and Interest	328,902	-	-	328,902
Total Deferred Inflows of Resources	<u>328,902</u>	<u>-</u>	<u>-</u>	<u>328,902</u>
Fund Balances				
Nonspendable	4,845	-	-	4,845
Restricted	71,125	-	625,525	696,650
Committed	90,293	-	-	90,293
Assigned	-	-	-	-
Unassigned	798,447	(3,451,139)	-	(2,652,692)
Total Fund Balances	<u>964,710</u>	<u>(3,451,139)</u>	<u>625,525</u>	<u>(1,860,904)</u>
Total Liabilities, Deferred Inflows of Resources, and Fund Balances	<u>\$ 2,691,281</u>	<u>\$ 978,161</u>	<u>\$ 720,269</u>	<u>\$ 4,389,711</u>

The notes to the financial statements are an integral part of this statement

TOWN OF BROOKLYN, CONNECTICUT

Reconciliation of the Balance Sheet of Governmental Funds to the Statement of Net Position June 30, 2019

Fund balances reported in governmental funds Balance Sheet \$ (1,860,904)

Amounts reported for governmental activities in the Statement of Net Position are different because:

Capital assets used in governmental activities are not financial resources and, therefore, are not reported in the funds.

<i>Capital Assets</i>	52,164,257
<i>Depreciation</i>	(20,589,008)

Other long-term assets are not available to pay for current-period expenditures and, therefore, are deferred in the funds.

<i>Property taxes and interest receivable greater than 60 days</i>	328,902
--	---------

Certain changes related to pensions are deferred and amortized over time.

<i>Deferred Outflows - Pension</i>	694,733
<i>Deferred Inflows - Pension</i>	(122,246)
<i>Deferred Inflows - OPEB</i>	(737,815)

Long-term liabilities are not due and payable in the current period and, therefore, are not reported in the fund statements.

<i>Capital leases payable</i>	(24,524)
<i>Compensated absences</i>	(737,886)
<i>Loan Payable</i>	(128,000)
<i>Post-closure landfill costs</i>	(108,000)
<i>Net pension liability</i>	(3,226,582)
<i>OPEB liability</i>	<u>(1,043,871)</u>

Net position of governmental activities \$ 24,609,056

TOWN OF BROOKLYN, CONNECTICUT
Statement of Revenues, Expenditures, and Changes in Fund Balances
Governmental Funds
For the Year Ended June 30, 2019

	General Fund	Capital Nonrecurring Fund	Nonmajor Governmental Funds	Total Governmental Funds
Revenues				
Property Taxes, Interest and Lien Fees	\$ 15,715,412	\$ -	\$ -	\$ 15,715,412
Intergovernmental Revenues	9,492,028	701,505	1,222,063	11,415,596
Licenses, Permits, and Charges for Services	615,242	-	197,046	812,288
Investment Income	21,631	-	786	22,417
Other Revenue	60,473	-	-	60,473
Total Revenues	<u>25,904,786</u>	<u>701,505</u>	<u>1,419,895</u>	<u>28,026,186</u>
Expenditures				
Current:				
General Government	895,368	-	-	895,368
Public Safety	750,060	-	-	750,060
Public Works	1,164,082	-	439,117	1,603,199
Health and Human Services	85,920	-	295	86,215
Civic and Cultural	673,276	-	75,772	749,048
Development and Planning	143,459	-	-	143,459
Sundry	700,466	-	-	700,466
Education	20,547,603	-	1,034,903	21,582,506
Debt Service	37,478	53,935	-	91,413
Capital Outlay	-	749,300	-	749,300
Total Expenditures	<u>24,997,712</u>	<u>803,235</u>	<u>1,550,087</u>	<u>27,351,034</u>
Excess/(Deficiency) of Revenues over Expenditures	907,074	(101,730)	(130,192)	675,152
Other Financing Sources/(Uses)				
Transfers In	-	449,325	8,205	457,530
Transfers Out	(457,530)	-	-	(457,530)
Total Other Financing Sources/(Uses)	<u>(457,530)</u>	<u>449,325</u>	<u>8,205</u>	<u>-</u>
Net Change in Fund Balances	449,544	347,595	(121,987)	675,152
Fund Balances at Beginning of Year, Restated	<u>515,166</u>	<u>(3,798,734)</u>	<u>747,512</u>	<u>(2,536,056)</u>
Fund Balances at End of Year	<u>\$ 964,710</u>	<u>\$ (3,451,139)</u>	<u>\$ 625,525</u>	<u>\$ (1,860,904)</u>

The notes to the financial statements are an integral part of this statement

TOWN OF BROOKLYN, CONNECTICUT

Reconciliation of the Statement of Revenues, Expenditures, and Changes in Fund Balances of
Governmental Funds to the Statement of Activities
For the Year Ended June 30, 2019

Net Change in Fund Balances - Total Governmental Funds \$ 675,152

Amounts reported for governmental activities in the Statement of Activities are different because:

Governmental funds report capital outlays as expenditures. However, in the Statement of Activities, the cost of those assets is allocated over their estimated useful lives as depreciation expense.

<i>Capital expenditures</i>	869,162
<i>Depreciation expense</i>	(1,261,164)

Revenues in the Statement of Activities that do not provide current financial resources are not reported as revenue in the funds

<i>Property taxes and interest collected accrual basis change</i>	51,517
<i>School building grant accrual basis change</i>	(530,542)

Debt proceeds provide current financial resources to governmental funds, but issuing debt increases long-term liabilities in the statement of net position.

Repayment of debt principal is an expenditure in the governmental funds, but the repayment reduces long-term liabilities in the Statement of Net Position.

<i>Principal payments on long-term debt - loan payable</i>	8,000
<i>Principal payments on long-term debt - capital leases</i>	7,588

Some expenses reported in the statement of activities do not require the use of current financial resources and, therefore, are not reported as expenditures in the governmental funds.

<i>Compensated Absences</i>	(239,465)
<i>Post-closure landfill costs</i>	18,000
<i>Pension obligations</i>	(334,247)
<i>OPEB liability</i>	3,392

Change in net position of governmental activities \$ (732,607)

TOWN OF BROOKLYN, CONNECTICUT

Statement of Fund Net Position

Proprietary Funds

June 30, 2019

	Water Pollution Control Authority Fund
Assets	
Current Assets:	
Cash and Cash Equivalents	\$ 960,074
Accounts Receivable	27,051
Usage Receivable	35,945
Total Current Assets	1,023,070
Capital Assets:	
Buildings and Systems	3,283,434
Machinery and Equipment	157,718
Less Accumulated Depreciation	(1,213,757)
Total Capital Assets, Net of Accumulated Depreciation	2,227,395
Total Assets	\$ 3,250,465
Deferred Outflows of Resources	-
Liabilities	
Current Liabilities:	
Accounts Payable	\$ 302,222
Bonds Payable	18,690
Total Current Liabilities	320,912
Noncurrent Liabilities:	
Bonds Payable	1,042,671
Total Noncurrent Liabilities	1,042,671
Total Liabilities	1,363,583
Deferred Inflows of Resources	-
Net Position	
Net Investment in Capital Assets	1,166,034
Unrestricted	720,848
Total Net Position	\$ 1,886,882

The notes to the financial statements are an integral part of this statement .

TOWN OF BROOKLYN, CONNECTICUT
Statement of Revenues, Expenses, and Changes in Fund Net Position
Proprietary Funds
For the Year Ended June 30, 2019

	Water Pollution Control Authority Fund
OPERATING REVENUES	
Charges for Services	\$ 558,320
OPERATING EXPENSES	
Contractual Services	322,033
Repairs and Maintenance	18,496
Other Supplies and Expenses	22,208
Depreciation Expense	64,096
Total Operating Expenses	426,833
Operating Income/(Loss)	131,487
NON-OPERATING REVENUES (EXPENSES)	
Interest Income	2,395
Interest Expense	(24,292)
Total Non-Operating Revenues (Expenses)	(21,897)
Change in Net Position	109,590
Net Position - Beginning of Year, Restated	1,777,292
Net Position - End of Year	\$ 1,886,882

The notes to the financial statements are an integral part of this statement

TOWN OF BROOKLYN, CONNECTICUT

Statement of Cash Flows

Proprietary Funds

For the Year Ended June 30, 2019

	Water Pollution Control Authority Fund
Cash Flows from Operating Activities:	
Receipts from Customers and Users	\$ 629,566
Payments to Suppliers	(96,975)
Net Cash Provided by Operating Activities	532,591
Cash Flows from Capital and Related Financing Activities:	
Principal Payments on Debt	(18,279)
Interest Paid on Debt	(24,292)
Net Cash Used by Capital and Related Financing Activities	(42,571)
Cash Flows from Investing Activities:	
Interest Income	2,395
Net Cash Provided by Investing Activities	2,395
Net Increase/(Decrease) in Cash and Cash Equivalents	492,415
Cash and Cash Equivalents at Beginning of Year	467,659
Cash and Cash Equivalents at End of Year	\$ 960,074
Reconciliation of Operating Income/(Loss) to Net Cash Provided by Operating Activities:	
Operating Income/(Loss)	\$ 131,487
Adjustments to Reconcile Income/(Loss) to Net Cash Provided by Operating Activities:	
Depreciation	64,096
Change in Assets and Liabilities:	
(Increase) Decrease in Accounts Receivable	(27,051)
(Increase) Decrease in Usage Receivable	71,246
Increase (Decrease) in Accounts Payable	292,813
Total Adjustments	401,104
Net Cash Provided by Operating Activities	\$ 532,591

The notes to the financial statements are an integral part of this statement

TOWN OF BROOKLYN, CONNECTICUT

Statement of Fiduciary Net Position

Fiduciary Funds

June 30, 2019

	<u>Pension Trust Fund</u>	<u>Custodial Funds Student Activity Funds</u>
Assets		
Cash and Cash Equivalents	\$ -	\$ 37,800
Investments		
CDs	-	23,718
Short-Term Investments	50,612	-
Mutual Funds	4,959,049	-
Contribution Receivable	196,195	-
Total Assets	<u>\$ 5,205,856</u>	<u>\$ 61,518</u>
 Deferred Outflows of Resources	<u>-</u>	<u>-</u>
 Liabilities	<u>\$ -</u>	<u>\$ -</u>
 Deferred Inflows of Resources	<u>-</u>	<u>-</u>
 Net Position		
Restricted for Pension Benefits	5,205,856	-
Restricted for Individuals and Organizations	-	61,518
Total Net Position	<u>\$ 5,205,856</u>	<u>\$ 61,518</u>

The notes to the financial statements are an integral part of this statement

TOWN OF BROOKLYN, CONNECTICUT
Statement of Changes in Fiduciary Net Position
Fiduciary Funds
For the Year Ended June 30, 2019

	<u>Pension Trust Fund</u>	<u>Custodial Funds Student Activity Funds</u>
Additions		
Contributions:		
Employer	\$ 355,128	\$ -
Investment Income:		
Net Appreciation/(Depreciation) in Fair Value of Investments	54,127	-
Interest and Dividends	227,900	366
Total Investment Income	282,027	366
Activity Fees	-	149,746
Total Additions	<u>637,155</u>	<u>150,112</u>
Deductions		
Pension Benefits	330,896	-
Administrative Expenses	15,378	-
Events and Activities	-	134,038
Total Deductions	<u>346,274</u>	<u>134,038</u>
Change in Net Position	290,881	16,074
Net Position at Beginning of Year, Restated	<u>4,914,975</u>	<u>45,444</u>
Net Position at End of Year	<u>\$ 5,205,856</u>	<u>\$ 61,518</u>

The notes to the financial statements are an integral part of this statement

TOWN OF BROOKLYN, CONNECTICUT
Notes to the Financial Statements

NOTE 1 – SUMMARY OF SIGNIFICANT ACCOUNTING POLICIES

The accompanying financial statements of the Town of Brooklyn, Connecticut (the "Town") have been prepared in conformance with accounting principles generally accepted in the United States of America as applicable to governmental units. The Governmental Accounting Standards Board (GASB) is the accepted standard-setting body for establishing the governmental accounting and financial reporting principles. The Town's significant accounting policies are described below.

Reporting Entity

The Town was incorporated in 1786. It operates under a Board of Selectmen, Town Meeting, Board of Finance form of government. Under this form of government, the town meeting is the legislative body. A Town meeting is required to make appropriations, levy taxes and borrow money. The administrative branch is led by an elected three-member board of selectman. The selectmen oversee most of the activities not assigned specifically to another body. An elected Board of Education oversees the public-school system. The elected Board of Finance is the budget making authority and supervises the Town financial matters.

The Town's financial statements include the accounts of all Town controlled operations. As required by generally accepted accounting principles, the financial statements of the reporting entity include those of the Town of Brooklyn (the primary government) and its component units. The basic criteria for inclusion of a component unit in a governmental unit's reporting entity for financial reporting is the exercise of oversight responsibility. Oversight responsibility is determined on the basis of financial interdependence, selection of governing authority, designation of management, ability to significantly influence operations, accountability for fiscal matters and scope of public service. Currently, there are no entities considered component units of the Town. The Town includes all funds, agencies, boards, commissions, and authorities that are controlled by or dependent on the Town's executive and legislative branches. The financial statements presented herein do not include agencies which have been formed under applicable State laws or separate and distinct units of government apart from the Town of Brooklyn.

Government-Wide and Fund Financial Statements

The government-wide financial statements (i.e., the statement of net position and the statement of activities) report information on all of the nonfiduciary activities of the Town. For the most part, the effect of interfund activity has been removed from these statements. Governmental activities, which are normally supported by taxes and intergovernmental revenues, and are reported separately from business-type activities, which rely to a significant extent on fees and charges for support.

The statement of activities demonstrates the degree to which the direct expenses of a given function or segment are offset by program revenues. Direct expenses are those that are clearly identifiable with a specific function or segment. Program revenues include 1) charges to customers or applicants who purchase, use, or directly benefit from goods, services, or privileges provided by a given function or segment and 2) grants and contributions that are restricted to meeting the operational or capital requirements of a particular function or segment. Taxes and other items not properly included among program revenues are reported instead as general revenues.

The accounts of the Town are organized and operated on the basis of funds. A fund is an independent fiscal and accounting entity with a self-balancing set of accounts which comprise its assets, deferred outflows of resources, liabilities, deferred inflows of resources, fund balances, revenues and expenditures. Fund accounting segregates funds according to their intended purpose and is used to aid management in the demonstrating compliance with finance related legal and contractual provisions. The Town maintains the minimum number of funds consistent with legal and managerial requirements. The focus of governmental fund financial statements is on major funds as that term is defined in professional pronouncements. Each major fund is to be presented in a separate column, with non-major funds, if any, aggregated and presented in a single column.

TOWN OF BROOKLYN, CONNECTICUT
Notes to the Financial Statements

The Town maintains fiduciary funds which are reported by type. Since the governmental fund statements are presented on a different measurement focus and basis of accounting than the government-wide statements' governmental activities column, a reconciliation is presented on the pages following, which briefly explains the adjustments necessary to transform the fund based financial statements into the governmental activities column of the government-wide presentation.

Separate financial statements are provided for governmental funds, proprietary funds and fiduciary funds, even though the latter are excluded from the government-wide financial statements. Major individual governmental funds and major individual enterprise funds are reported as separate columns in the fund financial statements.

Measurement Focus, Basis of Accounting, and Financial Statements Presentation

The government-wide financial statements are reported using the *economic resources measurement focus* and the *accrual basis of accounting* as are the fiduciary fund financial statements. Revenues are recorded when earned and expenses are recorded when a liability is incurred, regardless of the timing of related cash flows. Property taxes are recognized as revenues in the year for which they are levied. Grants and similar items are recognized as revenue as soon as all eligibility requirements imposed by the provider have been met.

Governmental fund financial statements are reported using the *current financial resources measurement focus* and the *modified accrual basis of accounting*. Their revenues are recognized when they become measurable and available. Available means collectible within the current period or soon enough thereafter to be used to pay liabilities of the current period. For this purpose, the Town considers revenues to be available if they are collected within 60 days of the end of the current fiscal period.

Property taxes when levied, licenses, and interest associated with the current fiscal period are all considered to be susceptible to accrual and so have been recognized as revenues of the current fiscal period. All other revenue items are considered to be measurable and available only when cash is received by the government, or specifically identified.

Expenditures are generally recorded when a liability is incurred, as under accrual accounting. Exceptions to this general rule include: compensated absences, debt service, capital leases, other post-employment benefit obligations, and claims and judgments that are recorded only when payment is due. General capital asset acquisitions are reported as expenditures in the governmental funds. Proceeds from the issuance of long-term debt and acquisitions under capital leases are reported as other financing sources.

Governmental Funds are those through which most governmental functions typically are financed. The Town reports the following major governmental funds:

- The *General Fund* is the general operating fund of the Town. It is used to account for all financial resources except those required to be accounted for in another manner. Revenues are derived primarily from property taxes, state grants, licenses, permits, charges for services, and earnings on investments.
- The *Capital Nonrecurring Fund* is used to account for and report financial resources that are restricted, committed, or assigned to expenditures for capital outlays, including the acquisition or construction of major capital facilities and other capital assets.

TOWN OF BROOKLYN, CONNECTICUT
Notes to the Financial Statements

The Town also reports the following nonmajor governmental funds:

Special Revenue Funds – Special revenue funds are used to account for and report the proceeds of specific revenue sources that are restricted or committed to expenditures for specific purpose other than debt service or capital projects. The nonmajor Special Revenue Funds of the Town are:

- The *Small Cities Block Grant Fund* is used to account for and report grants received through the Federal Small Cities Block Grant Program that are restricted to expenditures for the assistance of low-income citizens by providing them with interest free loans of Federal funds.
- The *Town Aid Road Fund* is used to account for and report a grant from the State of Connecticut that is restricted to expenditures for the construction, reconstruction, improvement, and maintenance of improved and unimproved roads.
- The *Special Education Grants Fund* is used to account for and report a number of Federal, State, and local educational grants that are restricted to specific expenditures for educational purposes.
- The *Cafeteria Fund* is used to account for and report financial resources received from the cafeteria and milk programs that are restricted or committed to expenditures for the school cafeteria lunch program. Besides the fee charged to students, the revenue comes from the federal and state reimbursements for free and reduced lunches to low income individuals.
- The *Recreation Fund* is used to account for and report financial resources that are restricted or committed to expenditures for activities sponsored by the Recreation Commission.
- The *Open Space Land Acquisition Fund* is used to account for and report financial resources that are restricted or committed to expenditures for future purchases of open space land in town.
- The *Memorial Scholarship Fund* is used to account for and report financial resources that are restricted or committed to expenditures for scholarships for deserving school children.

The Town reports the following major proprietary funds:

- The *Water Pollution Control Authority Fund* accounts for connection and usage fees and expenditures for the sewer system which is available to certain residents and businesses.

Fiduciary Funds are used to account for assets held by the Town in a trustee capacity or as an agent for individuals, private organizations, and other governments. Fiduciary funds are not included in the government-wide financial statements. The fiduciary funds are as follows:

- The *Pension Trust Fund* accounts for the activities of the Town's defined benefit pension plan, which accumulate resources for pension and health benefit payments to qualified employees upon retirement.
- The *Custodial Fund* is primarily utilized to account for monies held as custodian for outside student groups.

TOWN OF BROOKLYN, CONNECTICUT
Notes to the Financial Statements

As a general rule, the effect of interfund activity has been eliminated from the government-wide financial statements. Exceptions to this general rule are payments in lieu of taxes and other charges between the enterprise funds and various other functions of the government. Elimination of these charges would distort the direct costs and program revenues reported for the various functions concerned.

Proprietary funds distinguish operating revenues and expenses from nonoperating items. Operating revenues and expenses generally result from providing services and delivering goods in connection with a proprietary fund's principal ongoing operations. The principal operating revenues of the proprietary funds are charges to customers for services. Operating expenses for enterprise funds include the cost of sales and services, administrative expenses and depreciation on capital assets. All revenues and expenses not meeting this definition are reported as nonoperating revenues and expenses.

Accounting Estimates

The preparation of financial statements in conformity with accounting principles generally accepted in the United States of America requires management to make estimates and assumptions that affect the reported amounts of assets and liabilities and disclosures of contingent assets and liabilities at the date of the financial statements and the reported amounts of revenues and expenses during the period. Actual results could differ from those estimates.

Assets, Liabilities, Deferred Outflows/Inflows of Resources, and Net Position/Fund Balances

Cash and Cash Equivalents - The deposit of public funds is controlled by the Connecticut General Statutes. The Town maintains separate accounts with depositories where necessary. Cash applicable to a particular fund is readily identifiable. Cash in excess of current requirements is invested in various interest-bearing accounts, certificates of deposit, and pooled investment funds that may be deemed to be cash equivalents based on maturity date or availability of conversion to cash. Cash and cash equivalents are stated at cost, which approximates market value and have maturities of three months or less. This definition also applies to the proprietary statement of cash flows.

The Short-Term Investment Fund (STIF) is a money market investment pool managed by the Cash Management Division of the State Treasurer's Office created by Section 3-27 of the Connecticut General Statutes (CGS). Pursuant to CGS 3-27a through 3-27f, the State, municipal entities, and political subdivisions of the State are eligible to invest in the fund. The fund is considered a "2a7-like" pool and reports its investments at amortized cost (which approximates fair value). The pool is rated AAAM by Standard & Poors. This is the highest rating for money market funds and investment pools. The pooled investment funds' risk category cannot be determined since the Town does not own identifiable securities but invests as a shareholder of the investment pool.

Investments - In general, State of Connecticut Statutes allow the Town to invest in obligations of the United States of America or United States government sponsored corporations, in shares or other interests in any custodial arrangement, pool, or no-load, open-end management type investment company or investment trust, in obligations of any state or political subdivision rated within the top two rating categories of any nationally recognized rating service, or in obligations of the State of Connecticut or political subdivision rated within the top three rating categories of any nationally recognized rating service. Other trust funds may also invest in stocks, bonds, or other securities selected by the Trustee.

TOWN OF BROOKLYN, CONNECTICUT
Notes to the Financial Statements

Fair Value of Financial Instruments - In accordance with GASB Statement No. 72, the Town is required to measure the fair value of its assets and liabilities under a three-level hierarchy, as follows:

Level 1: Quoted market prices for identical assets or liabilities to which an entity has access to at the measurement date.

Level 2: Inputs and information other than quoted market indices included in Level 1 that are observable for the asset or liability, either directly or indirectly. Level 2 inputs include:

- a. Quoted prices for similar assets or liabilities in active markets.
- b. Quoted prices for identical or similar assets in markets that are not active; Observable inputs other than quoted prices for the assets or liability;
- c. Inputs derived principally from, or corroborated by, observable market data by correlation or by other means.

Level 3: Unobservable inputs for the asset or liability. Unobservable inputs should be used to measure the fair value to the extent that observable inputs are not available.

Observable inputs reflect the assumptions market participants would use in pricing the asset or liability developed from sources independent of the reporting entity; and *unobservable inputs* reflect the reporting entity's own assumptions about the assumptions market participants would use in pricing the asset or liability developed based on the best information available in the circumstances.

Certificates of Deposit and the investment in the industrial park are reported at amortized cost and are excluded from the fair value disclosures.

Receivables - All receivables are reported at their gross value and, where appropriate, are reduced by the estimated portion that is expected to be uncollectible. The Town has established an allowance for estimated uncollectible motor vehicle and personal property taxes and interest in the amount of \$35,000. Property taxes are assessed on property values as of October 1st. The tax levy is divided into four billings; the following July 1st, October 1st, January 1st, and April 1st. This is used to finance the fiscal year from the first billing (July 1st) to June 30th of the following year. The billings are considered due on those dates; however, the actual due date is based on a period ending 31 days after the tax bill. On these dates (August 1st, November 1st, February 1st, and May 1st), the bill becomes delinquent at which time the applicable property is subject to lien, and penalties and interest are assessed. Assessments for real and personal property, including motor vehicles, are computed at seventy percent of the market value. Liens are filed within two years of the original due date.

Loans Receivable - Loans receivable in the Small Cities Block Grant Funds are due from citizens. The loans are made through a federal grant. These are generally for renovations to personal residences and are secured by the residences. There is no interest or set maturity date. They become due when the taxpayer dies, sells, or refinances the home.

Inventories - Inventories in the governmental funds are valued at cost on a first-in, first-out basis. The cost is recorded as inventory at the time individual items are purchased. The Town uses the consumption method to relieve inventory. Purchases of other inventoriable items are recorded as expenditures/expenses at the time of purchase and year-end balances are not material.

Prepaid Expenses/Expenditures - Certain payments to vendors reflect costs applicable to future accounting periods, and are recorded as prepaid items using the consumption method in both the government-wide and fund financial statements. Reported amounts are equally offset by non-spendable fund balance, in the fund financial statements, which indicates that these amounts do not constitute "available spendable resources" even though they are a component of current assets.

TOWN OF BROOKLYN, CONNECTICUT

Notes to the Financial Statements

Due From/To Other Funds - Activity between funds that are representative of lending/borrowing arrangements outstanding at the end of the fiscal year are referred to as interfund receivables and payables. They arise from interfund transactions and are recorded by all funds affected in the period in which transactions are executed. Any residual balances outstanding between the governmental activities and business-type activities are reported in the government-wide financial statements as "internal balances."

Capital Assets - Capital assets, which include property, plant, equipment, and infrastructure assets (roads, bridges, sidewalks, and similar items), are reported in the government-wide financial statements. Capital assets are defined by the government as assets with an initial, individual cost of more than the capitalization threshold and an estimated useful life in excess of two years. Such assets are recorded at historical cost or estimated historical cost if purchased or constructed. Donated capital assets are recorded at estimated fair market value at the date of donation. The costs of normal maintenance and repairs that do not add to the value of the asset or materially extend assets lives are not capitalized. Major outlays for capital assets and improvements are capitalized as projects are constructed.

Property, plant, and equipment is depreciated using the straight-line method over the following estimated useful lives:

Assets	Years	Capitalization Threshold
Land	N/A	\$ 25,000
Intangible assets	Varies, if any	\$ 25,000
Buildings and systems	50	\$ 10,000
Machinery and Equipment		
Heavy Equipment	10	\$ 10,000
Vehicles	10	\$ 10,000
Other Equipment	5	\$ 5,000
Infrastructure:		
Bridges	40	\$ 25,000
Roads and drainage	20	\$ 25,000
Sidewalks	20	\$ 25,000
Sewer Systems	50	\$ 25,000

Unearned Revenues - Unearned revenues arise when assets are recognized before revenue recognition criteria have been satisfied. In the government-wide financial statements, unearned revenues consist of revenue received in advance and/or amounts from grants received before the eligibility requirements have been met.

Long-term obligations - In the government-wide financial statements, long-term debt and other long-term obligations are reported as liabilities in the statement of net position. Bond premiums and discounts are deferred and amortized over the life of the bonds using the effective interest method. Bonds payable are reported net of the applicable bond premium or discount. Bond issuance costs are recognized as an expense in the period they are incurred.

In the fund financial statements, governmental fund types recognize bond premiums and discounts, as well as bond issuance costs, during the current period. The face amount of debt issued is reported as other financing sources. Premiums received on debt issuances are reported as other financing sources while discounts on debt issuances are reported as other financing uses. Issuance costs, whether or not withheld from the actual debt proceeds received, and debt payments, are reported as debt service expenditures.

TOWN OF BROOKLYN, CONNECTICUT
Notes to the Financial Statements

Compensated absences - Town employees accumulate vacation and sick leave hours for subsequent use or for payment upon termination or retirement. Vacation and sick leave expenses to be paid in future periods are accrued when incurred in the government-wide financial statements. A liability for these amounts is reported in the governmental funds only if the liability has matured through employee resignation or retirement.

Deferred Outflows/Inflows of Resources – In addition to assets, the statement of financial position will sometimes report a separate section for deferred outflows of resources. This separate financial statement element, *deferred outflows of resources*, represents a consumption of net position that applies to a future period(s) and so will *not* be recognized as an outflow of resources (expense/expenditure) until then. The Town reports deferred pension and OPEB expense in the government-wide financial statements. Deferred pension and OPEB expense results from differences between expected and actual experience, changes in assumptions or other inputs. These amounts are deferred and included in pension and OPEB expense over a period equal to the average of the expected remaining service lives of all employees that are provided with benefits through the pension plan (active and inactive employees).

In addition to liabilities, the statement of financial position will sometimes report a separate section for deferred inflows of resources. This separate financial statement element, *deferred inflows of resources*, represents an acquisition of net position that applies to a future period(s) and so will not be recognized as an inflow of resources (revenue) until that time. Within the government-wide statement of net position the Town reports as deferred inflows amounts representing the net difference between expected and actual results, changes in assumptions and projected and actual earnings of its pension and OPEB plans. These amounts are deferred and included in pension and OPEB expense over a period equal to the average of the expected remaining service lives of all employees that are provided with benefits through the pension and OPEB plan (active and inactive employees). Also, for governmental funds, the Town reports unavailable revenue, which arises only under the modified accrual basis of accounting. The governmental funds report unavailable revenues from several sources: property taxes, interest and lien fees, and school building grants. These amounts are deferred and recognized as an inflow of resources in the period during which the amounts become available.

Fund equity and net position– Net position represents the difference between assets, deferred inflows of resources, liabilities, and deferred outflows of resources. In the government-wide statement of net position, net position is classified in the following categories:

Net Investment in Capital Assets – This category groups all capital assets, including infrastructure, into one component of net position. Accumulated depreciation and the outstanding balances of debt that are attributable to the acquisition, construction or improvement of these assets reduces this category.

Restricted Net Position – This category presents external restrictions imposed by creditors, grantors, contributors or, laws or regulations of other governments and restrictions imposed by law through constitutional provisions or enabling legislation.

Unrestricted Net Position – This category represents the net position of the Town, which is not restricted for any project or other purpose.

When both restricted and unrestricted resources are available for certain expenses, the Town expends restricted resources first and uses unrestricted resources when the restricted funds are depleted.

TOWN OF BROOKLYN, CONNECTICUT

Notes to the Financial Statements

In the fund financial statements, fund balances of governmental funds are classified in the following five separate categories:

Nonspendable Fund Balance – Indicates amounts that cannot be spent because they are either not in spendable form, or are legally or contractually required to be maintained intact. Examples are items that are not expected to be converted to cash including inventories and prepaid expenditures in the General Fund. Examples of items legally or contractually required to be maintained intact are the corpus of permanent funds.

Restricted Fund Balance – Indicates amounts that are restricted to specific purposes. The spending constraints placed on the use of fund balance amounts are externally imposed by creditors, grantors, contributors or, laws or regulations of other governments and restrictions imposed by law through constitutional provisions or enabling legislation.

Committed Fund Balance – Indicates amounts that can be used only for specific purposes pursuant to constraints imposed by formal budgetary action of the Board of Finance and Town Meeting in accordance with provisions of the Connecticut General Statutes.

Assigned Fund Balance – Indicates amounts that are constrained by the Town's intent to be used for specific purposes, but are neither restricted nor committed. Intent is expressed by action of Town Officials.

Unassigned Fund Balance – Represents the remaining fund balance after amounts are set aside for all other classifications.

When both restricted and unrestricted (committed, assigned, unassigned) amounts of fund balance are available for use for expenditures incurred, it is the Town's policy to use restricted fund balance first if the expenditure meets the restricted purpose, followed by committed, assigned and unassigned amounts.

The Town has not formally enacted legislation or Board policies requiring it to maintain a minimum fund balance.

Encumbrances – In governmental funds, encumbrance accounting, under which purchase orders, contracts and other commitments for the expenditure of monies are recorded in order to reserve applicable appropriations, is generally employed as an extension of formal budgetary integration in the General Fund. Encumbrances outstanding at year-end are reported as assigned fund balance since they do not constitute expenditures or liabilities.

NOTE 2 – STEWARDSHIP, COMPLIANCE, AND ACCOUNTABILITY

Budget Basis

A formal, legally approved, annual budget is adopted for the General Fund only. This budget is adopted on a basis consistent with Generally Accepted Accounting Principles (modified accrual basis) with the following exceptions:

- **Teachers' Retirement** - The Town does not recognize as income or expenditures payments made for the teachers' retirement by the State of Connecticut on the Town's behalf in its budget. The Governmental Accounting Standards Board's Statement 24 requires that the employer government recognize payments for salaries and fringe benefits paid on behalf of its employees.

TOWN OF BROOKLYN, CONNECTICUT
Notes to the Financial Statements

- **Excess Cost Grant** – The State reimburses the Town for certain costs incurred for special educational needs of students that exceed a set multiple of a student in the regular program. This reimbursement is the Excess Cost Grant – Student Based. Connecticut General Statute 10-76g states that this grant should reduce the education expenditures instead of being reported as a revenue.
- **Encumbrances** - Unless committed through a formal encumbrance (e.g., purchase orders, signed contracts), all annual appropriations lapse at fiscal year-end. Encumbrances outstanding at year end are reported on the budgetary basis statements as expenditures.
- **Long-Term Debt and Lease Financing** - Revenues and expenditures from refunding or renewing long-term debt or issuing lease financing are included in the budget as the net revenues or expenditures expected.

Budget Calendar

The Boards of Selectmen and Education submit requests for appropriation(s) to the Board of Finance. The budget is prepared by fund, function and activity, and includes information on the past year, current year estimates and requested appropriations of the next fiscal year.

The Board of Finance holds a public hearing, at which itemized estimates of the expenditures of the Town for the next fiscal year are presented. At this time, individuals are able to recommend any appropriations, which they desire the Board of Finance to consider. The Board of Finance then considers the estimates and any other matters brought to their attention at a public meeting held subsequent to the public hearing and prior to the annual meeting. The Board of Finance prepares the proposed budget.

The Board of Finance's estimated and recommended budget reports are submitted at the Annual Town Meeting. The Annual Town Meeting takes action on this budget. After the Annual Town Meeting the Board of Finance meets to levy a tax on the grand list which will be sufficient to cover, together with other income or revenue surplus which is appropriated, the amounts appropriated and any revenue deficit of the Town.

Budget Control

The legal level of budgetary control (i.e., the level at which expenditures may not legally exceed appropriations) is the department level except expenditures for education, which are, by State Statutes, appropriated as one department.

The governing body may amend the annual budget subject to the requirements of the Connecticut General Statutes. The Board of Finance may make a onetime additional appropriation up to \$20,000 to any appropriations. A Town meeting must be called to make appropriations over \$20,000 or additional changes to a previously adjusted appropriation.

TOWN OF BROOKLYN, CONNECTICUT

Notes to the Financial Statements

NOTE 3 – CASH, CASH EQUIVALENTS, AND INVESTMENTS

The deposit of public funds is controlled by the Connecticut General Statutes (Section 7-402). Deposits may be made in a “qualified public depository” as defined by Statute or in amounts not exceeding the Federal Deposit Insurance Corporation insurance limit in an “out of state bank” as defined by the Statutes, which is not a “qualified public depository”. The following is a summary of cash and cash equivalents at June 30, 2019.

	Governmental Funds	Proprietary Funds	Fiduciary Funds	Total
Cash	\$ 1,881,458	\$ 960,074	\$ 37,800	\$ 2,879,332
Cash Equivalents	70,408	-	-	70,408
Total Cash and Cash Equivalents	\$ 1,951,866	\$ 960,074	\$ 37,800	\$ 2,949,740

Custodial Credit Risk - Deposits: Custodial credit risk is the risk that in the event of a bank failure, the Town’s deposits may not be returned to it. The Town’s policy is to only allow the Town to use banks that are in the State of Connecticut. The State of Connecticut requires that each depository maintain segregated collateral in an amount equal to a defined percentage of its public deposits based upon the bank’s risk-based capital ratio. The following is a reconciliation of the Town’s deposits subject to custodial credit risk:

Cash and Cash Equivalents	\$ 2,949,740
Less: Cash Equivalents (STIF)	(70,408)
Plus: Investments (CDs)	458,057
	\$ 3,337,389

At year-end, the Town’s carrying amount of deposits subject to custodial credit risk was \$3,337,389 and the bank balance was \$4,770,770. Of the bank balance, Federal Depository Insurance Corporation insured \$881,550.

As of June 30, 2019, \$3,889,220 of the Town’s bank balance of \$4,770,770 was exposed to custodial credit risk as follows:

Uninsured and uncollateralized	\$ 3,425,298
Uninsured and collateral held by pledging bank's Trust department not in the Town's name	463,922
Total	\$ 3,889,220

Cash Equivalents

At June 30, 2019, the Town’s cash equivalents (Short-Term Investment Fund “STIF”) amounted to \$70,408. STIF is rated AAAM by Standard and Poor’s and has an average maturity of under 60 days.

TOWN OF BROOKLYN, CONNECTICUT

Notes to the Financial Statements

Investments

The following is a summary of investments at June 30, 2019:

	Governmental Funds	Fiduciary Funds	Total
Certificates of Deposit	\$ 434,339	\$ 23,718	\$ 458,057
U.S. Treasuries	133,833	-	133,833
Short-Term Investments	-	50,612	50,612
Mutual Funds	-	4,959,049	4,959,049
Investment in Regional Technology Park (Reported at Cost)	160,000	-	160,000
Total Investments	\$ 728,172	\$ 5,033,379	\$ 5,761,551

The following is a summary of assets measured at fair value:

		Fair Value Measurements Using			
			Quoted Prices in Active Markets for Identical Assets (Level 1)	Significant Other Observable Inputs (Level 2)	Significant Unobservable Inputs (Level 3)
		June 30, 2019			
<u>Description</u>					
Short-Term Investments	\$ 50,612	\$ 50,612	\$ -	\$ -	
Mutual Funds	4,959,049	4,959,049	-	-	
U.S. Treasuries	133,833	-	133,833	-	
		\$ 5,009,661	\$ 133,833	\$ -	
Investments not included above:					
Certificates of Deposit	458,057				
Investment in Regional Technology Park	160,000				
Total Investments	\$ 5,761,551				

The Certificates of Deposit are reported at cost and covered by FDIC insurance. The Town has a 20% investment in the Quinebaug Regional Technology Park Development which is reported as an investment at initial cost. Currently, there is no annual net income. The other entities in the investment are the Towns of Putnam, Pomfret, and Scotland.

Custodial Credit Risk - Investments. This is the risk that, in the event of the failure of the counterparty, the government will not be able to recover the value of its investments or collateral securities that are in possession of an outside party. The Town does not have a policy for custodial credit risk.

Credit Risk – The Town does not have an investment policy that limits investment choices further than the Connecticut General Statutes. Generally, credit risk is defined as the risk that an issuer of a debt type investment will not fulfill its obligation to the holder. This is measured by assignment of a rating by a nationally recognized rating organization.

TOWN OF BROOKLYN, CONNECTICUT
Notes to the Financial Statements

Interest Rate Risk - The Town does not have a formal investment policy that limits investment maturities as a means of managing its exposure to fair value losses arising from increasing interest rates. Generally, the Town does not invest in any long-term investment obligations.

As of June 30, 2019, the Town had the following investments subject to interest rate risk:

	Total	Investment Maturities (In Years)		
		Less Than 1	1 - 5	6 - 10
Certificates of Deposit	\$ 458,057	\$ 453,119	\$ 4,938	\$ -
U.S. Treasuries	133,833	-	133,833	-
Total	\$ 591,890	\$ 453,119	\$ 138,771	\$ -

NOTE 4 – RECEIVABLES

Receivables as of year-end for the Town's individual major funds and nonmajor and fiduciary funds in the aggregate, including the applicable allowances for uncollectible accounts, are as follows:

	General Fund	WPCA Fund	Capital Nonrecurring Fund	Nonmajor and Other Funds	Total
Receivables:					
Property taxes	\$ 253,015	\$ -	\$ -	\$ -	\$ 253,015
Interest, Liens, and Fees	86,666	2,149	-	-	88,815
Usage Charges	-	35,796	-	-	35,796
Loans	-	-	-	208,790	208,790
Intergovernmental	-	-	186,874	38,981	225,855
Accounts	-	27,051	-	-	27,051
Gross Receivables	339,681	64,996	186,874	247,771	839,322
Less allowance for uncollectibles:					
Property taxes, interest, liens, and fees	(35,000)	-	-	-	(35,000)
Usage Charges	-	(2,000)	-	-	(2,000)
Total allowance	(35,000)	(2,000)	-	-	(37,000)
Net Total Receivables	\$ 304,681	\$ 62,996	\$ 186,874	\$ 247,771	\$ 802,322

The loans receivable of \$208,790 in the nonmajor governmental funds are long-term receivables and not expected to be collected within one year.

Governmental funds report unavailable revenue in connection with receivables that are not considered to be available to liquidate liabilities of the current period. Governmental funds also defer revenue recognition in connection with resources that have been received, but not yet earned. At the end of the current fiscal year, the various components of unearned revenue reported in the governmental funds were as follows:

	Governmental Funds
General Fund:	
Fees Collected in Advance	\$ 62,225
Nonmajor Funds:	
Advances on Grants	82,354
Total Unearned Revenue	\$ 144,579

TOWN OF BROOKLYN, CONNECTICUT
Notes to the Financial Statements

Operating Lease Receivable

The Town has entered into an operating lease in 2006 with a third party for office space in a Town building. The annual rent of \$32,718 will be received in twelve monthly payments of \$2,727. This rent will be increased annually at a rate of 2.5%. Future minimum lease payments for the term of the lease are as follows:

Fiscal Year Ending	Amount	Fiscal Year Ending	Amount
2020	\$ 33,536	2024	\$ 37,017
2021	34,374	2025	37,943
2022	35,234	2026	38,891
2023	36,115		

NOTE 5 – INTERFUND RECEIVABLES, PAYABLES, AND TRANSFERS

The outstanding balances between funds result mainly from the time lag between the dates that: 1) interfund goods and services are provided or reimbursable expenditures occur; 2) transactions are recorded in the accounting system; and 3) payments between funds are made. At June 30, 2019, the outstanding balances between funds were:

Due From:	Due To:	Total
General Fund	Capital Nonrecurring	\$ 791,287
General Fund	Nonmajor Governmental Funds	\$ 170,261

Fund transfers are used to: 1) move revenues from the fund that statute or budget requires to collect them to the fund that statute or budget requires to expend them, and 2) to account for unrestricted revenues collected in the General Fund to finance various programs accounted for in other funds in accordance with budgetary authorizations. Interfund transfers during the year ended June 30, 2019 were as follows:

Transfer In:	Transfer Out:	Total
Capital Nonrecurring Fund	General Fund	\$ 449,325
Nonmajor Governmental Funds	General Fund	\$ 8,205

TOWN OF BROOKLYN, CONNECTICUT

Notes to the Financial Statements

NOTE 6 – CAPITAL ASSETS

The following is a summary of the change in capital assets as of June 30, 2019:

	Restated Beginning Balance	Increases	Decreases	Ending Balances
Governmental Activities				
Capital assets, not being depreciated				
Land	\$ 2,927,769	\$ -	\$ -	\$ 2,927,769
Construction in Progress	<u>637,828</u>	<u>17,274</u>	<u>-</u>	<u>655,102</u>
Total capital assets, not being depreciated	<u>3,565,597</u>	<u>17,274</u>	<u>-</u>	<u>3,582,871</u>
Capital assets, being depreciated				
Buildings and Systems	31,849,596	615,154	-	32,464,750
Machinery and Equipment	3,981,257	101,054	-	4,082,311
Infrastructure	<u>11,898,645</u>	<u>135,680</u>	<u>-</u>	<u>12,034,325</u>
Total capital assets, being depreciated	<u>47,729,498</u>	<u>851,888</u>	<u>-</u>	<u>48,581,386</u>
Less accumulated depreciation for:				
Buildings and Systems	10,386,022	628,544	-	11,014,566
Machinery and Equipment	2,412,268	249,149	-	2,661,417
Infrastructure	<u>6,529,554</u>	<u>383,471</u>	<u>-</u>	<u>6,913,025</u>
Total accumulated depreciation	<u>19,327,844</u>	<u>1,261,164</u>	<u>-</u>	<u>20,589,008</u>
Total capital assets, being depreciated	<u>28,401,654</u>	<u>(409,276)</u>	<u>-</u>	<u>27,992,378</u>
<i>Governmental Activities capital assets, net</i>	<u>\$ 31,967,251</u>	<u>\$ (392,002)</u>	<u>\$ -</u>	<u>\$ 31,575,249</u>
Business-Type Activities				
Capital assets, being depreciated				
Buildings and Systems	\$ 3,283,434	\$ -	\$ -	\$ 3,283,434
Machinery and Equipment	<u>157,718</u>	<u>-</u>	<u>-</u>	<u>157,718</u>
Total capital assets, being depreciated	<u>3,441,152</u>	<u>-</u>	<u>-</u>	<u>3,441,152</u>
Less accumulated depreciation for:				
Buildings and Systems	1,030,628	64,096	-	1,094,724
Machinery and Equipment	<u>119,033</u>	<u>-</u>	<u>-</u>	<u>119,033</u>
Total accumulated depreciation	<u>1,149,661</u>	<u>64,096</u>	<u>-</u>	<u>1,213,757</u>
<i>Business-Type Activities capital assets, net</i>	<u>\$ 2,291,491</u>	<u>\$ (64,096)</u>	<u>\$ -</u>	<u>\$ 2,227,395</u>

Depreciation and amortization expense were charged to functions/programs of the primary government as follows:

Governmental Activities:	
General Government	\$ 130,422
Public Safety	97,524
Public Works	451,067
Recreation	1,943
Education	<u>580,208</u>
Total Depreciation Expense	
Governmental Activities	<u>\$ 1,261,164</u>
Business-Type Activities:	
WPCA	<u>\$ 64,096</u>

TOWN OF BROOKLYN, CONNECTICUT
Notes to the Financial Statements

NOTE 7 – LONG-TERM LIABILITIES

Long-term liability activity for the year ended June 30, 2019 was as follows:

	Restated Beginning Balance	Increases	Decreases	Ending Balance	Due Within One Year
Governmental Activities					
Loan Payable	\$ 136,000	\$ -	\$ 8,000	\$ 128,000	\$ 8,000
Capital Lease Obligation	32,112	-	7,588	24,524	7,874
Compensated Absences	498,421	255,900	16,435	737,886	111,122
Post Closure Landfill Costs	126,000	-	18,000	108,000	18,000
Net Pension Liability	2,884,333	342,249	-	3,226,582	-
OPEB Liability	1,692,214	-	648,343	1,043,871	-
Total Governmental Activities Long-Term Liabilities	<u>\$ 5,369,080</u>	<u>\$ 598,149</u>	<u>\$ 698,366</u>	<u>\$ 5,268,863</u>	<u>\$ 144,996</u>
Business-Type Activities					
General Obligation Bonds	\$ 1,079,640	\$ -	\$ 18,279	\$ 1,061,361	\$ 18,690
Total Business-Type Activities Long-Term Liabilities	<u>\$ 1,079,640</u>	<u>\$ -</u>	<u>\$ 18,279</u>	<u>\$ 1,061,361</u>	<u>\$ 18,690</u>

Each governmental funds liability is liquidated by the respective fund, primarily the General Fund. Interest on these obligations is expensed in the respective fund, primarily the General Fund.

Governmental Activities

Loan Payable

The Town entered into an agreement with three other towns for the development of the Quinebaug Regional Technology Park. The Town has agreed to pay \$160,000 in exchange for a 20% interest in the technology park. The Town of Putnam has agreed to pay Brooklyn's share up front and will be repaid by the Town of Brooklyn over a 20-year period at an interest rate of 1.875%.

The annual debt service requirements of the Town's loan from Putnam are as follows:

Year(s)	Principal	Interest	Total
2020	\$ 8,000	\$ 2,400	\$ 10,400
2021	8,000	2,250	10,250
2022	8,000	2,100	10,100
2023	8,000	1,950	9,950
2024	8,000	1,800	9,800
2025-2029	40,000	6,750	46,750
2030-2034	40,000	3,000	43,000
2035-2038	8,000	150	8,150
Total	<u>\$ 128,000</u>	<u>\$ 20,400</u>	<u>\$ 148,400</u>

TOWN OF BROOKLYN, CONNECTICUT
Notes to the Financial Statements

Capital Leases

The Town has entered into a lease agreement as lessee for financing the acquisition of a recreation vehicle. This lease agreement qualifies as a capital lease for accounting purposes and, therefore, has been recorded at the present value of the future minimum lease payments as of the inception date.

The assets acquired through capital leases are as follows:

	Governmental Activities
Assets:	
Equipment	\$ 40,910
Less accumulated depreciation	(3,401)
Total	\$ 37,509

The future minimum lease obligations and the net present value of these minimum lease payments as of June 30, 2019, were as follows:

	Governmental Activities
Year ending June 30:	
2020	\$ 8,799
2021	8,799
2022	8,798
Total	26,396
Less amount representing interest	(1,872)
Total	\$ 24,524

Compensated Absences

Vacation time earned during the fiscal year can be carried over to the succeeding year, subject to limitations as provided in the respective collective bargaining agreements. Employees are entitled to accumulate sick leave up to a maximum amount stipulated in each contract. Payment for accumulated sick leave is dependent upon the length of service and accumulated days. The value of all compensated absences has been reflected in the government-wide financial statements.

Post Closure Landfill Costs

The Town has a closed landfill with no further capacity or estimated useful life. State and federal laws and regulations require that the Town perform certain maintenance and monitoring functions on its closed landfill site for thirty years after closure. These costs will be paid through the General Fund each year as part of the annual budget. Total estimated costs based on the current actual costs are included in the long-term debt. The actual costs may vary based on actual events, inflations, changes in technology and applicable laws and regulations. During the year actual costs amounted to \$0.

Other Commitments

The Town has an agreement with the Town of Killingly where the Town of Brooklyn will pay a portion of capital costs associated with the capital improvements of the Killingly high school. The portion will be based on the number of students attending the Killingly school from Brooklyn. The assessment for the year ended June 30, 2019 was \$236,142.

TOWN OF BROOKLYN, CONNECTICUT

Notes to the Financial Statements

Business-Type Activities

General Obligation Bonds

The Town issues general obligation bonds to provide financing for the acquisition and construction of major capital facilities. General obligation bonds are direct obligations of the Town and pledge the full faith and credit of the Town. These bonds generally are issued as 20-year serial bonds with equal amounts of principal maturing each year. General obligation bonds outstanding as of June 30, 2019 consisted of the following:

<u>Purpose</u>	<u>Year of Issue</u>	<u>Original Amount</u>	<u>Interest Rates</u>	<u>Final Maturity</u>	<u>Principal Outstanding June 30, 2019</u>
Upgrades and improvements to the Town's sanitary sewer collection system.	2016	\$ 1,115,000	2.25%	2056	\$ 1,061,361

The annual debt service requirements of the Town's general obligation bonds are as follows:

<u>Year(s)</u>	<u>Principal</u>	<u>Interest</u>	<u>Total</u>
2020	\$ 18,690	\$ 23,881	\$ 42,571
2021	19,111	23,460	42,571
2022	19,541	23,030	42,571
2023	19,981	22,590	42,571
2024	20,430	22,141	42,571
2025-2029	109,256	103,599	212,855
2030-2034	122,113	90,742	212,855
2035-2039	136,484	76,371	212,855
2040-2044	152,525	60,330	212,855
2045-2049	170,495	42,360	212,855
2050-2054	190,559	22,296	212,855
2055-2056	82,176	2,781	84,957
Total	\$ 1,061,361	\$ 513,581	\$ 1,574,942

Interest paid and expensed on general obligation bonds for the year ended June 30, 2019 totaled \$24,292.

NOTE 8 – SHORT-TERM OBLIGATIONS

Bond Anticipation Notes

The Town uses bond anticipation notes to fund construction costs prior to issuance of bonds. The following table summarizes changes in the Town's short-term obligations for the year ended June 30, 2019:

	<u>Beginning Balance</u>	<u>Additions</u>	<u>Reductions</u>	<u>Ending Balance</u>
Bond Anticipation Notes	<u>\$ 3,891,000</u>	<u>\$ 4,414,650</u>	<u>\$ 3,891,000</u>	<u>\$ 4,414,650</u>

The outstanding bond anticipation note carries an interest rate of 2.39% and matures in August 2019. Total interest incurred and expensed on bond anticipation notes during the year was \$53,935.

TOWN OF BROOKLYN, CONNECTICUT

Notes to the Financial Statements

NOTE 9 - FUND BALANCE COMPONENTS

The components of fund balance for the governmental funds at June 30, 2019 are as follows:

	General Fund	Capital Nonrecurring Fund	Other Governmental Funds	Total
Fund Balances:				
Nonspendable:				
Prepays	\$ 4,845	\$ -	\$ -	\$ 4,845
Restricted for:				
General Government	\$ 71,125	\$ -	\$ 129,636	\$ 200,761
Health and Human Services	-	-	287,446	287,446
Civic and Cultural	-	-	62,161	62,161
Education	-	-	146,282	146,282
Total Restricted	<u>\$ 71,125</u>	<u>\$ -</u>	<u>\$ 625,525</u>	<u>\$ 696,650</u>
Committed to:				
Public Safety	\$ 90,293	\$ -	\$ -	\$ 90,293
Total Committed	<u>\$ 90,293</u>	<u>\$ -</u>	<u>\$ -</u>	<u>\$ 90,293</u>
Assigned:				
Next Year's Budget	\$ -	\$ -	\$ -	\$ -
Total Assigned	<u>\$ -</u>	<u>\$ -</u>	<u>\$ -</u>	<u>\$ -</u>
Unassigned:	<u>\$ 798,447</u>	<u>\$ (3,451,139)</u>	<u>\$ -</u>	<u>\$ (2,652,692)</u>

NOTE 10 – RETIREMENT BENEFITS

Connecticut State Teacher's Retirement System

Plan Description: Teachers, principals, superintendents, or supervisors engaged in service of public schools are provided with pensions through the Connecticut State Teachers' Retirement System (the "System"). The System is a cost sharing multiple-employer defined benefit pension plan administered by the Connecticut State Teachers' Retirement Board (CTRB). Chapter 167a of the State Statutes grants authority to establish and amend the benefited terms to the CTRB Board. The CTRB issues a publicly available financial report that can be obtained at www.ct.gov, or by writing to the State of Connecticut, Office of the State Comptroller, 55 Elm Street, Hartford, Connecticut 06106.

Benefit Provisions: The Plan provides retirement, disability and death benefits. Employees are eligible to retire at age 60 with 20 years of credited service in Connecticut, or 35 years of credited service including at least 25 years of service in Connecticut.

Normal Retirement: Retirement benefits for the employees are calculated as 2% of the average annual salary times years of credited service (maximum benefit is 75% of average annual salary during the 3 highest years of salary).

Early Retirement: Employees are eligible after 25 years of credited service including 20 years of Connecticut service, or age 55 with 20 years of credited service including 15 years of Connecticut service with reduced benefit amounts.

TOWN OF BROOKLYN, CONNECTICUT
Notes to the Financial Statements

Disability Retirement: Employees are eligible for service-related disability regardless of length of service. Five years of credited service is required for non-service-related disability or eligibility. Disability benefits are calculated as 2% per year of service times the average of the highest three years of pensionable salary, as defined per the plan, but not less than 15% of average annual salary, nor more than 50% of average annual salary.

Contributions: Per Connecticut General Studies Section 10-183z, contribution requirements of active employees and the State of Connecticut are approved, amended, and certified by the State Teachers Retirement Board and appropriated by the General Assembly.

Employer (School Districts): School District employers are not required to make contributions to the plan. The statutes require the State of Connecticut to contribute 100% of each school districts' required contributions, which are actuarially determined as an amount, that, when combined with employee contributions, is expected to finance the costs of the benefits earned by employees during the year, with any additional amount to finance any unfunded accrued liability.

Employees: Participants are required to contribute 7% of their annual salary to the System as required by the CGS Section 10-183b(7). For the year ended June 30, 2019, the certified teachers' contribution to the Connecticut Teachers Retirement Board was \$426,898. Covered payroll for the town for the year ended June 30, 2019 was approximately \$4,796,617.

Pension Liabilities, Pension Expense, and Deferred Outflows/Inflows of Resources Related to Pensions: At June 30, 2019 the Town reports no amounts for its proportionate share of the net pension liability, and related deferred outflows and inflows due to the statutory requirement that the State pay 100% of the required contribution. The amount recognized by the Town as its proportionate share of the net pension liability, the related State support, and the total portion of the net pension liability that was associated with the Town were as follows:

Town's proportionate share of the net pension liability	\$	-
State's proportionate share of the net pension liability associated with the Town		<u>18,317,166</u>
Total	\$	<u>18,317,166</u>

The net pension liability was measured as of June 30, 2018, and the total pension liability used to calculate the net pension liability was determined by an actuarial valuation as of that date. At June 30, 2019, the Town had no proportionate share of the net pension liability.

For the year ended June 30, 2019, the Town recognized benefits expense and contribution revenue of \$1,770,313 in the governmental funds for on-behalf amounts for the benefits provided by the State. In the government-wide financial statements, the Town recognized \$2,055,778 for pension expense related to actuarial liabilities for on-behalf amounts for the benefits provided by the State.

TOWN OF BROOKLYN, CONNECTICUT

Notes to the Financial Statements

Actuarial Assumptions: The total pension liability was determined by an actuarial valuation as of June 30, 2018, using the following actuarial assumptions, applied to all periods included in the measurement.

Inflation	2.75 Percent
Salary increases, including inflation	3.25-6.50 Percent
Long-term investment rate of return, net of pension investment expense, including inflation.	8.00 Percent

Mortality rates were based on the RPH-2014 White Collar Table with employee and annuitant rates blended from ages 50 to 80, projected to the year 2020 using the BB improvement scale.

Future cost-of-living increases for members who retired prior to September 1, 1992, are made in accordance with increases in the Consumer Price Index, with a minimum of 3% and a maximum of 5% per annum. For teachers who were members of the Teachers' Retirement System before July 1, 2007, and retire on or after September 1, 1992, pension benefit adjustments are made that are consistent with those provided for Social Security benefits on January 1 of the year granted, with a maximum of 6% per annum. If the return on assets in the previous year was less than 8.5%, the maximum increase is 1.5%. For teachers who were members of the Teachers' Retirement System after July 1, 2007, pension benefit adjustments are made that are consistent with those provided for Social Security benefits on January 1 of the year granted, with a maximum of 5% per annum. If the return on assets in the previous year was less than 11.5%, the maximum increase is 3%, and if the return on the assets in the previous year was less than 8.5%, the maximum increase is 1.0%.

The long-term expected rate of return on pension investments was determined using a log-normal distributions analysis in which best-estimate ranges of expected future real rates of return (expected returns, net of pension plan investment expense and inflation) are developed for each major asset class. These ranges are combined to produce the long-term expected rate of return by weighting the expected future real rates of return by the target asset allocation percentage and by adding expected inflation. The target asset allocation and best estimates of arithmetic real rates of return for each major asset class are summarized in the following table:

<u>Asset Class</u>	<u>Target Allocation</u>	<u>Long-Term Expected Real Rate of Return</u>
Large Cap U.S. Equities	21.00%	5.80%
Developed Non-U.S. Equities	18.00%	6.60%
Emerging Markets (Non-U.S.)	9.00%	8.30%
Real Estate	7.00%	5.10%
Private Equity	11.00%	7.60%
Alternative Investments	8.00%	4.10%
Core Fixed Income	7.00%	1.30%
High Yield Bonds	5.00%	3.90%
Emerging Market Bond	5.00%	3.70%
Inflation Linked Bond Fund	3.00%	1.00%
Cash	<u>6.00%</u>	0.40%
Total	<u>100.00%</u>	

Discount Rate: The discount rate used to measure the total pension liability was 8.0%. The projection of cash flows used to determine the discount rate assumed that member contributions will be made at the current contribution rate and that State contributions will be made at the actuarially determined rates in future years. Based on those assumptions, the pension's fiduciary net position was projected to be available to make all projected future benefit payments of current members. Therefore, the long-term expected rate of return on pension investments was applied to all periods of projected benefit payments to determine the total pension liability.

Sensitivity of the Net Pension Liability to Changes in the Discount Rate: The Town's proportionate share of the net pension liability is \$0 and therefore the change in the discount rate would only impact the amount recorded by the State of Connecticut.

Defined Benefit Pension Plan

The Town is the administrator of a single-employer public employee retirement systems ("PERS"), the Town of Brooklyn Employees Retirement Plan, established and administered by the Town to provide pension benefits for its regular and former employees (excluding teachers covered under the CT State Teachers' Retirement System ("TRS")). The plan considered to be part of the Town of Brooklyn's financial reporting entity and is included in the Town's financial statements as a pension trust fund. Separate stand-alone financial reports are not issued. Benefits may be changed by the Board of Finance.

Eligibility – All employees working at least 20 hours per week or more than five months per year are eligible after completion of one year of continuous service.

Normal Retirement – Normal Retirement age is; age 65, if employee is under age 55 on the date included in the plan; 10th anniversary of the date of participation, if employee is between the ages of 55 and 59; age 70, if employee is at least age 60 on the date included in the plan.

Early Retirement – Employees are eligible for early retirement at age 55 with 10 years of credited service, subject to reduced benefits.

Benefits Provided - The normal retirement benefit is calculated at 1.5 percent of the participant's average monthly earnings during the final 120 months of employment multiplied by years of service (for Highway Workers; effective July 1, 1998, the average monthly earnings are calculated during the final 60 months. Effective June 30, 2001, the average monthly earnings are calculated during the final 36 months). Participants are 100% vested after 5 years of continuous service. Benefits and contributions are established by the Town and may be amended by the Town. The Town has not given any post-retirement benefit increases. The projection of benefits for financial reporting purposes does not explicitly incorporate the potential effects of legal or contractual funding limitations.

Plan Membership

As of the date of the latest actuarial valuation, membership consisted of the following:

Inactive plan members or beneficiaries receiving payments	45
Inactive plan members entitled but not yet receiving payments	18
Active Members	71
Total Members	134

Funding Policy

The Plan Sponsor uses the Projected Unit Credit Actuarial Cost Method to calculate the plan liabilities. The Funding Policy has two parts:

- 1) Normal
- 2) Amortization of the Unfunded Actuarial Liability (UAL)

TOWN OF BROOKLYN, CONNECTICUT

Notes to the Financial Statements

Each year the Plan Sponsor pays the Normal Cost plus an amortization of the plan's UAL. For the July 1, 2018 Actuarial Valuation, an open amortization period of 15 years was used.

Summary of Significant Accounting Policies

Basis of Accounting - The Town of Brooklyn Pension Plan's financial statements are prepared using the accrual basis of accounting. Plan member and employer contributions are recognized as revenues in the period in which employee services are performed. Benefits and refunds are recognized when due and payable in accordance with the terms of the plan. For purposes of measuring the net pension liability, deferred outflows and inflows of resources related to pensions, and pension expenses, information about the fiduciary net position of the plan and additions/deductions to/from the Town's fiduciary net position have been determined on the same basis as they are reported by the Town's Pension Plan. For this purpose, benefit payments are recognized when due and payable in accordance with the benefit terms.

Investment Policy – The Town's pension plans policy in regard to the allocation of invested assets is established and may be amended by the Board of Finance at any time. It is the policy of the Board of Finance to pursue an investment strategy that reduces risk through the prudent diversification of the portfolio across a broad selection of distinct asset classes. The pension plans investment policy discourages the use of cash equivalents, except for liquidity purposes, and aims to refrain from dramatically shifting asset class allocations over short time spans. The following was the target asset allocation of the pension plan as of June 30, 2019:

Target Allocation and Expected Rate of Return

<u>Asset Class</u>	<u>Target Allocation</u>	<u>Long-Term Expected Real Rate of Return</u>	<u>Weighting</u>
U.S. Large Cap	30.00%	4.50%	1.35%
U.S. Mid/Small Cap	12.00%	5.00%	0.60%
Emerging Market Equities	4.00%	6.25%	0.25%
Developed International Equities	14.00%	5.25%	0.74%
International Bonds	4.00%	1.50%	0.06%
Intermediate Govt/Corporate	11.00%	2.00%	0.22%
Multisector Bonds	12.00%	2.50%	0.30%
Nontraditional Bonds	8.00%	2.50%	0.20%
High-Yield Bonds	4.00%	3.25%	0.13%
Inflation/Cash	1.00%	0.00%	0.00%
	<u>100.00%</u>		<u>3.85%</u>
Long-Term Inflation Expectation			<u>2.60%</u>
Long-Term Expected Nominal Return			<u>6.45%</u>

Long-Term Expected Rate of Return – The long term expected rate of return on pension plan investments was determined using a building block method in which best-estimate ranges of expected future real rates of return are developed. Best estimates of the real rates of return for each major asset class are included in the pension plan's target asset allocation.

The information above is based on geometric means and does not reflect additional returns through investment selection, asset allocation and rebalancing. An expected rate of return of 7.0% was used.

TOWN OF BROOKLYN, CONNECTICUT

Notes to the Financial Statements

Net Pension Liability

The components of the net pension liability of the Town at June 30, 2019, were as follows:

	Town
Total pension liability	\$ 6,947,031
Plan fiduciary net position	5,009,661
Net pension liability (asset)	1,937,370
Plan fiduciary net position as a percentage of total pension liability	72.11%
Covered payroll	2,638,617
Net pension liability as a % of covered payroll	73.42%

Actuarial Methods and Significant Assumptions

The following actuarial methods and assumptions were used in the July 1, 2018 valuation and projected forward to a measurement date of June 30, 2019:

Actuarial cost method	Entry Age Normal
Amortization method	Level Cost
Asset valuation method	15 years, open
Smoothing period	5 year
Recognition method	20% per year
Inflation	2.60%
Payroll growth	3.85%
Investment rate of return	7.0%, net of investment and admin fees
Retirement age	The earlier of age 55 with 10 years of service or age 70
Post-retirement mortality	RP-2014 Adjusted to 2006 Total Dataset Mortality Table Projected to valuation date with Scale MP-2018

Changes of assumptions include; a change in the rate of compensation increase from 4.00% to 3.85%, a change in the mortality table, and a change in inflation from 2.75% to 2.60%.

Discount Rate – GASB permits alternative methods to evaluate the sufficiency of the plan's net fiduciary position. Based on the plan's current net pension liability and current contribution policy, the plan's projected fiduciary net position will be sufficient to cover projected benefit payments and administrative expenses indefinitely. Therefore, since the fund is not projected to run out of money, we have used the 7.00% interest rate assumption to discount the plan.

Sensitivity Analysis – The following presents the net pension liability of the Town, calculated using the current discount rate, as well as what the Town's net pension liability would be if it were calculated using a discount rate that is 1% point lower or 1% point higher:

	1%	Current	1%
	Decrease	Discount Rate	Increase
	6.00%	7.00%	8.00%
Net Pension Liability	\$ 2,784,876	\$ 1,937,370	\$ 1,220,734

TOWN OF BROOKLYN, CONNECTICUT
Notes to the Financial Statements

	Increase (Decrease)		
	Total Pension Liability	Plan Fiduciary Net Position	Net Pension Liability
	(a)	(b)	(a) - (b)
Balance at June 30, 2018	\$ 6,549,002	\$ 4,914,975	\$ 1,634,027
Changes for the year:			
Service Cost	217,378	-	217,378
Interest	462,267	-	462,267
Differences Between Expected and Actual Experience	(107,862)	-	(107,862)
including Changes in Assumptions	156,953	-	156,953
Employer Contributions	-	158,933	(158,933)
Member Contributions	-	-	-
Net Investment Income	-	270,028	(270,028)
Benefit Payments	(330,707)	(330,707)	-
Administrative Expenses	-	(3,568)	3,568
Net Changes	<u>398,029</u>	<u>94,686</u>	<u>303,343</u>
Balance at June 30, 2019	<u>\$ 6,947,031</u>	<u>\$ 5,009,661</u>	<u>\$ 1,937,370</u>
Plan fiduciary net position as a percentage of the total pension liability			72.11%
Covered Payroll			\$ 2,638,617
Net pension liability as a percentage of covered payroll			73.42%

For the year ended June 30, 2019, the total pension expense recognized was \$461,434. As of June 30, 2019, the Town reported deferred inflows and outflows of resources related to pensions from the following sources:

	Deferred Outflows of Resources	Deferred Inflows of Resources
Differences between projected and actual earnings	\$ 37,526	\$ -
Differences between expected and actual experience	81,675	122,246
Changes of assumptions	246,737	-
Total	<u>\$ 365,938</u>	<u>\$ 122,246</u>

Amounts reported as deferred outflows and inflows of resources related to pension will be recognized in the pension expense as follows:

Year ended June 30:	
2020	\$ 95,016
2021	34,194
2022	51,550
2023	50,476
2024	7,327
Thereafter	<u>5,129</u>
	<u>\$ 243,692</u>

TOWN OF BROOKLYN, CONNECTICUT

Notes to the Financial Statements

Volunteer Firefighters Service Awards Program

Plan Description – The Town is the administrator of a single-employer deferred compensation plan, The Brooklyn Fire Department Service Awards Program. The Awards Program is open to all Firefighter employees including Volunteer firefighters as long as they have completed one year of firefighting service and are of age eighteen. The Assets of the Plan are not accumulated in a trust and are subject to claims of the Town’s general creditors. The Assets are reported in the General Fund financial statements.

Benefits Provided – The monthly pension benefits are \$10 per month for each year of firefighting service with a maximum of 30 years of service. A year of firefighting service credit is based on the attainment of point. Normal retirement is age 65 and early retirement is not permitted. Participants are 100% vested after 10 years of service. Effective March 1, 2008, both participation in the plan and the accrual of any additional service are frozen. The projection of benefits for financial reporting purposes does not explicitly incorporate the potential effects of legal or contractual funding limitations.

Plan Membership

As of the date of the latest actuarial valuation, memberships consisted of the following:

Inactive plan members or beneficiaries receiving payments	27
Inactive plan members entitled but not yet receiving payments	2
Active Members	54
Total Members	83

Contributions – Plan members are not required to make contributions. Employer contribution rates are determined actuarially and approved by the Board of Finance. For the fiscal year ended June 30, 2019, contributions were \$98,497 for the Plan.

Net Pension Liability

The components of the net pension liability at June 30, 2019, were as follows:

	Fire Service
Total pension liability	\$ 1,289,212
Plan fiduciary net position	-
Net pension liability (asset)	\$ 1,289,212
Plan fiduciary net position as a percentage of total pension liability	0.00%

Actuarial Methods and Significant Assumptions

The following actuarial methods and assumptions were used in the January 1, 2018 valuation and projected forward to a measurement date of June 30, 2019:

Inflation	2.60% (Previously 2.75%)
Investment rate of return	3.51% (3.87% previously) net of investment and admin fees
Retirement age	Age 65
Post-retirement mortality	RP-2014 Adjusted to 2006 Total Dataset Mortality Table projected to valuation date with Scale MP-2018.

Discount Rate – The discount rate used to measure the total pension liability was 3.51%. The discount rate is based solely upon municipal bond yields. This is the yield or index rate for 20-year, tax-exempt general obligation municipal bonds with an average rating of AA/Aa or higher (equivalent quality on another rating scale).

TOWN OF BROOKLYN, CONNECTICUT
Notes to the Financial Statements

Change in the Net Pension Liability

	Increase (Decrease)		
	Total Pension Liability	Plan Fiduciary Net Position	Net Pension Liability
	(a)	(b)	(a) - (b)
Balance at June 30, 2018	\$ 1,250,306	\$ -	\$ 1,250,306
Changes for the year:			
Service Cost	-	-	-
Interest	46,996	-	46,996
Differences Between Expected and Actual Experience including Changes in Assumptions	64,470	-	64,470
Benefit Payments	(72,560)	-	(72,560)
Net Changes	38,906	-	38,906
Balance at June 30, 2019	<u>\$ 1,289,212</u>	<u>\$ -</u>	<u>\$ 1,289,212</u>

Sensitivity Analysis – The following presents the net pension liability of the Town, calculated using the current discount rate, as well as what the Town's net pension liability would be if it were calculated using a discount rate that is 1% point lower or 1% point higher:

	1% Decrease 2.51%	Current Discount Rate 3.51%	1% Increase 4.51%
Net Pension Liability	\$ 1,500,064	\$ 1,289,212	\$ 1,122,405

For the year ended June 30, 2019, the total pension expense recognized was \$104,306. As of June 30, 2019, the Town reported deferred inflows and outflows of resources related to pensions from the following sources:

	Deferred Outflows of Resources	Deferred Inflows of Resources
Differences between projected and actual earnings	\$ 4,235	\$ -
Differences between expected and actual experience	218,222	-
Changes of assumptions	106,338	-
Total	<u>\$ 328,795</u>	<u>\$ -</u>

Amounts reported as deferred outflows and inflows of resources related to pension will be recognized in the pension expense as follows:

Year ended June 30:	
2020	\$ 59,974
2021	59,675
2022	59,460
2023	59,086
2024	58,490
Thereafter	32,110
	<u>\$ 328,795</u>

TOWN OF BROOKLYN, CONNECTICUT
Notes to the Financial Statements

NOTE 11 - OTHER POSTEMPLOYMENT BENEFITS

Plan Description: The Town allows certain retired employees of the Board of Education and their spouses to remain on the Town's health insurance plan. Administrators and Teachers age 50 with 25 years of service, or age 55 with 20 years of service, or age 60 with 10 years of service are eligible.

Funding Policy: The policy is to contribute the employer portion of retiree benefits annually. No assets are accumulated in a trust that meets the criteria in GASB Statement No. 75.

Benefit Provisions: For retired administrators, the Board pays 100% of premiums for medical and dental insurance for the first five years after retirement. For teachers, and administrators with more than five years of retirement, the retiree is responsible for 100% of the premiums.

Employees Covered by Benefit Terms: At June 30, 2018, the following employees were covered by the benefit terms:

Inactive plan members or beneficiaries currently receiving benefits	3
Active plan members	74
	77
	77

Total OPEB Liability: The Town's total OPEB liability of \$1,043,871 was measured as of June 30, 2019 and was determined by an actuarial valuation as July 1, 2018.

Actuarial Assumptions and Other Inputs: The total OPEB liability in the July 1, 2018 valuation was determined using the following assumptions and other inputs, applied to all periods included in the measurement, unless otherwise specified:

Measurement Date	June 30, 2019 for June 30, 2019 Reporting Date
Actuarial Cost Method	Entry Age Normal
Amortization Method	Level Percentage of Salary
Salary Increases	3.85%
Discount Rate	3.51% as of June 30, 2019 and 3.87% as of June 30, 2018, which is based on the 20-year AA municipal bond index.
Mortality Rates	RP-2014 Adjusted to 2006 Total Dataset Mortality Table projected to valuation date with Scale MP-2018.
Inflation	2.60%
Healthcare Cost Trend Rates	7.00% reducing by 0.5% each year to an ultimate rate of 4.6% per year for 2023 and later. Dental is assumed to increase by 4.00% per year.

TOWN OF BROOKLYN, CONNECTICUT
Notes to the Financial Statements

Changes in the Total OPEB Liability:

	Total OPEB Liability
Balance at 6/30/18	\$ 1,692,214
Changes for the year:	
Service Cost	63,452
Interest	67,688
Changes of Benefit Terms	(62,839)
Difference Between Expected and Actual Experience	(564,484)
Changes in Assumptions	(138,748)
Benefit Payments	(13,412)
Net Changes	(648,343)
Balance at 6/30/19	\$ 1,043,871

Sensitivity of the Total OPEB Liability to Changes in the Discount Rate: The following presents the total OPEB liability of the Town, as well as what the Town's total OPEB liability would be if it were calculated using a discount rate that is 1-percentage-point lower (2.51%) or 1-percentage-point higher (4.51%) than the current discount rate:

	1% Decrease 2.51%	Current Discount Rate 3.51%	1% Increase 4.51%
Total OPEB Liability	\$ 1,161,646	\$ 1,043,871	\$ 942,616

Sensitivity of the Total OPEB Liability to Changes in the Healthcare Cost Trend Rates: The following presents the total OPEB liability of the Town, as well as what the Town's total OPEB liability would be if it were calculated using healthcare cost trend rates that are 1-percentage-point lower (6.00% decreasing to 3.60%) or 1-percentage-point higher (8.00% decreasing to 5.60%) than the current healthcare cost trend rates:

	1% Decrease	Healthcare Cost Trend Rates	1% Increase
Total OPEB Liability	\$ 912,998	\$ 1,043,871	\$ 1,201,861

OPEB Expense: For the year ended June 30, 2019, the Town recognized OPEB expense of \$2,100. As of June 30, 2019, deferred inflows and outflows of resources related to OPEB are reported as follows:

	Deferred Outflows of Resources	Deferred Inflows of Resources
Difference between expected and actual experience	\$ -	\$ 559,334
Changes of assumptions	-	178,481
Total	\$ -	\$ 737,815

TOWN OF BROOKLYN, CONNECTICUT
Notes to the Financial Statements

Amounts reported as deferred outflows and inflows of resources related to OPEB will be recognized in the OPEB expense as follows:

Year ended June 30:		
2020	\$	(58,281)
2021		(58,281)
2022		(58,281)
2023		(58,281)
2024		(58,281)
Thereafter		<u>(446,410)</u>
	\$	<u>(737,815)</u>

Connecticut Teachers' Retirement System - OPEB

Plan Description - Teachers, principals, superintendents or supervisors engaged in service of public schools are provided with benefits, including retiree health insurance, through the Connecticut Teachers' Retirement System—a cost sharing multiemployer defined benefit pension plan administered by the TRB. Chapter 167a of the State Statutes grants authority to establish and amend the benefit terms to the TRB. TRS issues a publicly available financial report that can be obtained at www.ct.gov.

Benefit Provisions - The Plan covers retired teachers and administrators of public schools in the State who are receiving benefits from the Plan. The Plan provides healthcare insurance benefits to eligible retirees and their spouses. Any member that is currently receiving a retirement or disability benefit through the Plan is eligible to participate in the healthcare portion of the Plan. Subsidized Local School District Coverage provides a subsidy paid to members still receiving coverage through their former employer and the TRB Sponsored Medicare Supplemental Plans provide coverage for those participating in Medicare, but not receiving Subsidized Local School District Coverage.

Any member that is not currently participating in Medicare Parts A & B is eligible to continue healthcare coverage with their former employer. A subsidy of up to \$110 per month for a retired member plus an additional \$110 per month for a spouse enrolled in a local school district plan is provided to the school district to first offset the retiree's share of the cost of coverage, any remaining portion is used to offset the district's cost. The subsidy amount is set by statute, and has not increased since July of 1996. A subsidy amount of \$220 per month may be paid for a retired member, spouse or the surviving spouse of a member who has attained the normal retirement age to participate in Medicare, is not eligible for Part A of Medicare without cost, and contributes at least \$220 per month towards coverage under a local school district plan. Employees are eligible to retire at age 60 with 20 years of credited service in Connecticut, or 35 years of credited service including at least 25 years of service in Connecticut. Any member that is currently participating in Medicare Parts A & B is eligible to either continue health care coverage with their former employer, if offered, or enroll in the plan sponsored by the system. If they elect to remain in the Plan with their former employer, the same subsidies as above will be paid to offset the cost of coverage.

Contributions - Per Connecticut General Statutes Section 10-183z (which reflects Public Act 79-436 as amended), contribution requirements of active employees and the State of Connecticut are amended and certified by the TRB and appropriated by the General Assembly. The State pays for one third of plan costs through an annual appropriation in the General Fund.

School district employers are not required to make contributions to the Plan. The State of Connecticut's estimated allocated contribution to the Plan on behalf of the Town was \$49,117.

TOWN OF BROOKLYN, CONNECTICUT

Notes to the Financial Statements

The cost of providing plan benefits is financed on a pay-as-you-go basis as follows: active teachers' pay for one third of the Plan costs through a contribution of 1.25% of their pensionable salaries, and retired teachers pay for one third of the Plan costs through monthly premiums, which helps reduce the cost of health insurance for eligible retired members and dependents.

Actuarial Assumptions - The total OPEB liability was determined by an actuarial valuation as of June 30, 2018 using the following actuarial assumptions and other inputs, applied to all periods included in the measurement:

Inflation	2.75%
Real Wage Growth	0.50%
Wage Inflation	3.25%
Salary increases	3.25-6.50%, including inflation
Long-term investment rate of return	3.00%, net of OPEB plan investment expense, including inflation
<u>Municipal bond index rate:</u>	
Measurement Date	3.87%
Prior Measurement Date	3.56%

The projected fiduciary net position is projected to be depleted in 2019.

Single equivalent interest rate

Measurement Date	3.87%, net of OPEB plan investment expense, including price inflation
Prior Measurement Date	3.56%, net of OPEB plan investment expense, Including price inflation

Healthcare cost trend rates:

Pre-Medicare	5.95% for 2018 decreasing to an ultimate Rate of 4.75% by 2025
Medicare	5.00% for 2018 decreasing to an ultimate Rate of 4.75% by 2028

Mortality rates were based on the RPH-2014 White Collar table with employee and annuitant rates blended from ages 50 to 80, projected to the year 2020 using the BB improvement scale.

Long-Term Rate of Return - The long-term expected rate of return on plan assets is reviewed as part of the GASB 75 valuation process. Several factors are considered in evaluation the long-term rate of return assumption, including the Plan's current asset allocations and a log-normal distribution analysis using the best-estimate ranges of expected future real rates of return (expected return, net of investment expense and inflation) for each major asset class.

The long-term expected rate of return was determined by weighing the expected future real rates of return by the target asset allocation percentage and then adding expected inflation. The assumption is not expected to change absent a significant change in the asset allocation, a change in the inflation assumption, or a fundamental change in the market that alters expected returns in future years.

TOWN OF BROOKLYN, CONNECTICUT

Notes to the Financial Statements

The target asset allocation and best estimates of geometric real rates of return for each major asset class are summarized in the following table:

Asset Class	Target Allocation	Expected 10-Year Geometric Real Rate of Return	Standard Deviation
U.S. Treasuries (Cash Equivalents)	100.0%	0.27%	2.74%
Price inflation		2.75%	
Expected rate of return (Rounded nearest 0.25%)		3.00%	

Discount Rate - The discount rate used to measure the total OPEB liability was 3.87%. The projection of cash flows used to determine the discount rate was performed in accordance with GASB 75. The projection's basis was an actuarial valuation performed as of June 30, 2018. In addition to the actuarial methods and assumptions of the June 30, 2018 actuarial valuation, the following actuarial methods and assumptions were used in the projection of cash flows:

- Total payroll for the initial projection year consists of the payroll of the active membership present on the valuation date. In subsequent projection years, total payroll was assumed to increase annually at a rate of 3.25%.
- Employee contributions were assumed to be made at the current member contribution rate. Employee contributions for future plan members were used to reduce the estimated amount of total service costs for future plan members.
- No future employer contributions were assumed to be made.

Based on those assumptions, the plan's fiduciary net position was projected to be depleted in 2019 and, as a result, the Municipal Bond Index Rate was used in the determination of the single equivalent rate.

Sensitivity of the Net OPEB Liability to Changes in Healthcare Cost Trend Rates - The following presents the total OPEB liability, calculated using current cost trend rates, as well as what the Plan's net OPEB liability would be if it were calculated using healthcare cost trend rates that are 1-percentage point lower or 1-percentage point higher than current healthcare cost trend rates:

	1% Lower Trend Rates	Current Trend Rates	1% Higher Trend Rates
Initial Healthcare Cost Trend Rate	4.95%	5.95%	6.95%
Ultimate Healthcare Cost Trend Rate	3.75%	4.75%	5.75%
Total OPEB Liability	\$ 3,068,648	\$ 3,661,726	\$ 4,449,018

TOWN OF BROOKLYN, CONNECTICUT
Notes to the Financial Statements

Sensitivity of the Net OPEB Liability to Changes in Discount Rates - The following presents the net OPEB liability, calculated using the current discount rate, as well as what the net OPEB liability would be if it were calculated using a discount rate that is 1-percentage point lower or 1-percentage point higher than the current rate:

	1% Decrease (2.87%)	Current Discount Rate (3.87%)	1% Increase (4.87%)
Net OPEB liability	\$ 4,348,041	\$ 3,661,726	\$ 3,114,007

Pension Liabilities, Pension Expense, and Deferred Outflows/Inflows of Resources Related to Pensions: At June 30, 2019 the Town reports no amounts for its proportionate share of the net OPEB liability, and related deferred outflows and inflows due to the statutory requirement that the State pay 100% of the required contribution. The amount recognized by the Town as its proportionate share of the net OPEB liability, the related State support, and the total portion of the net OPEB liability that was associated with the Town were as follows:

Town's proportionate share of the net OPEB liability	\$	-
State's proportionate share of the net OPEB liability associated with the Town		<u>3,661,726</u>
Total	\$	<u>3,661,726</u>

The net OPEB liability was measured as of June 30, 2018, and the total OPEB liability used to calculate the net OPEB liability was determined by an actuarial valuation as of June 30, 2018. At June 30, 2019, the Town had no proportionate share of the net OPEB liability.

For the year ended June 30, 2019, the Town recognized OPEB expense and revenue of \$49,117 in the governmental funds for on-behalf amounts for the benefits provided by the State. In the government-wide financial statements, the Town recognized (\$1,216,423) for OPEB expense related to actuarial liabilities for on-behalf amounts for the benefits provided by the State.

NOTE 12 – RISK MANAGEMENT

The Town is exposed to various risks of loss involving torts, theft of, damage to, and destruction of assets, errors and omissions, injuries of employees, and natural disasters for which the Town carries commercial insurance. Coverage has not been significantly reduced and settled claims have not exceeded commercial coverage in any of the last three fiscal years.

The Town currently is a member of the Connecticut Interlocal Risk Management Agency ("CIRMA"), a public entity risk pool for some of its insurance. The Town is liable only for contributions to the pool. Members do not retain the risk of loss, as they have transferred the risk by purchasing coverage with no deductible retention. A separate agreement states limits on the member's obligations to pay indemnification obligations and expenses should CIRMA be unable to do so.

NOTE 13 – LITIGATION AND CONTINGENCIES

Litigation - The Town is not a defendant in any lawsuits that, in the opinion of Town Management, in consultation with the Town Attorney, will have an adverse, material effect on the Town's financial position.

TOWN OF BROOKLYN, CONNECTICUT

Notes to the Financial Statements

Grants - The Town participates in several Federal and State assisted grants programs. These programs are subject to financial and compliance audits by the grantors or their representatives. The audits of certain of these programs for or including the year ended June 30, 2019 have not yet been conducted. Accordingly, the Town's compliance with applicable grant requirements will be established at some future date. The amount, if any, of expenditures which may be disallowed by the granting agencies cannot be determined at this time although the Town expects such amounts, if any, to be immaterial.

School Building Grants – Section 10-283(a)(3)(A) of the Connecticut General Statutes states that if the Town abandons, sells, leases, demolishes or otherwise redirects the use of a school building project authorized on or after July 1, 1996, paid partially with State funding, to other than a public school, will owe a portion of the funding back to the State. For projects with a cost of over two million dollars, the contingency will be amortized over twenty years. For smaller projects, the contingency will be amortized over ten years.

NOTE 14 – UPCOMING PRONOUNCEMENTS

GASB Pronouncements Issued, But Not Yet Effective

The Governmental Accounting Standards Board (GASB) has issued several pronouncements that have effective dates that may impact future financial presentations. Management has not currently determined what, if any, impact implementation of the following statements may have on the financial statements:

GASB Statement No. 87 – Leases - This statement improves the accounting and financial reporting for leases by governments. This statement increases the usefulness of governments' financial statements by requiring recognition of certain lease assets and liabilities for leases that previously were classified as operating leases and recognized as inflows of resources or outflows of resources based on the payment provisions of the contract. It establishes a single model for lease accounting based on the foundational principle that leases are financings of the right to use an underlying asset. Under this statement, a lessee is required to recognize a lease liability and an intangible right-to-use lease asset, and a lessor is required to recognize a lease receivable and a deferred inflow of resources, thereby enhancing the relevance and consistency of information about governments' leasing activities. The requirements of this Statement are effective for reporting periods beginning after December 15, 2019.

GASB Statement No. 89 - Accounting for Interest Cost Incurred before the End of a Construction Period - The objectives of this statement are (1) to enhance the relevance and comparability of information about capital assets and the cost of borrowing for a reporting period and (2) to simplify accounting for interest cost incurred before the end of a construction period. This statement requires that interest cost incurred before the end of a construction period be recognized as an expense in the period in which the cost is incurred. As a result, interest cost before the end of a construction period will not be included in the historical cost of the capital asset. The requirements of this statement are effective for reporting periods beginning after December 15, 2019.

NOTE 15 – SUBSEQUENT EVENTS

On August 7, 2019, the Town issued \$6,612,300 of general obligation bond anticipation notes with an interest rate of 1.89% per year. The notes are due on August 6, 2020. The town used the proceeds to refund a \$4,414,650 general obligation bond anticipation note and interest of \$105,217 due August 7, 2019 and to provide \$2,431,900 for various capital projects.

Subsequent to year-end the financial markets have been severely impacted by the effects of the COVID-19 epidemic. The value of the pension trust assets has decreased significantly, while the overall long-term impact on local and state government cannot yet be determined by management.

TOWN OF BROOKLYN, CONNECTICUT
Notes to the Financial Statements

NOTE 16 – PRIOR PERIOD RESTATEMENT

	Governmental Activities	Business-Type Activities	General Fund	WPCA Fund	School Building Committee	Capital Nonrecurring Fund	Small Cities	Town Aid Road Fund	Special Education Grants	Cafeteria Fund	Recreation Fund	Open Space	Memorial Scholarship	LOSAP Pension Trust Fund	Student Activity Funds
Fund Balance/Net Position at June 30, 2018	\$ 26,325,667	\$ -	\$ 1,469,730	\$ 618,495	\$ 306,094	\$ (4,593,587)	\$ 293,717	\$ 76,173	\$ 408,006	\$ 80,232	\$ 55,847	\$ 120,925	\$ 25,608	\$ 84,532	\$ -
Adjust Small Cities Loan Repaid in 2026	(6,865)	-	-	-	-	-	(6,865)	-	-	-	-	-	-	-	-
Adjust Interfund Pooled Cash Balances	(453,729)	(64,556)	(543,682)	-	-	521,765	769	(4,534)	(408,006)	(22,818)	2,686	91	-	7,322	1,790
Adjust Old Due To/From Balances	643,689	-	560,974	-	(306,094)	263,088	-	125,201	-	-	-	-	500	-	(18,940)
Other Various Adjustments	(1,061,996)	-	(1,061,996)	-	-	-	-	-	-	-	-	-	-	-	-
Reclass Capital Assets to Enterprise Fund	(580,490)	580,490	-	-	-	-	-	-	-	-	-	-	-	-	-
Add Missing Capital Assets from Previous Years	-	1,711,001	-	-	-	-	-	-	-	-	-	-	-	-	-
Reclass Debt to Enterprise Fund	1,079,640	(1,079,640)	-	-	-	-	-	-	-	-	-	-	-	-	-
Reclass WPCA Fund to an Enterprise Fund	(618,495)	618,495	-	(618,495)	-	-	-	-	-	-	-	-	-	-	-
Close Deferred Sewer Tax for Enterprise Fund	(11,502)	11,502	-	-	-	-	-	-	-	-	-	-	-	-	-
Restate Beginning Liabilities Balance in LOSAP Fund	-	-	-	-	-	-	-	-	-	-	-	-	-	18,285	-
Reclass LOSAP Funds not held in a Trust to General Fund	90,140	-	90,140	-	-	-	-	-	-	-	-	-	-	(80,140)	-
Restate Beginning LOSAP NPL to Remove Assets not in a Trust	(64,355)	-	-	-	-	-	-	-	-	-	-	-	-	-	-
Restate Beginning Net Position as a Result of GASB 84	-	-	-	-	-	-	-	-	-	-	-	-	-	-	62,594
Adjusted Beginning July 1, 2018	25,341,663	1,777,292	515,166	-	-	(3,798,734)	287,601	196,840	-	57,414	56,533	121,016	26,108	-	45,444

TOWN OF BROOKLYN, CONNECTICUT
 Schedule of Revenues, Expenditures and Changes in Fund Balance
 Budget and Actual (Budgetary Basis)
 For the Year Ended June 30, 2019

	<u>Budgeted Amounts</u>		Actual	<u>Variance</u>
	<u>Original</u>	<u>Amended</u>	Budgetary Basis	
REVENUES				
Property Taxes				
Current Year	\$ 15,261,005	\$ 15,261,005	\$ 15,189,051	\$ (71,954)
Prior Years	167,550	167,550	140,530	(27,020)
Interest and Lien Fees	70,000	70,000	83,735	13,735
Supplemental Motor Vehicle Taxes	215,000	215,000	302,096	87,096
Total Property Taxes	<u>15,713,555</u>	<u>15,713,555</u>	<u>15,715,412</u>	<u>1,857</u>
Intergovernmental				
Education Assistance	6,984,219	6,984,219	6,946,653	(37,566)
Mashantucket Grant	191,703	191,703	191,703	-
PILOT - State Owned Property	79,919	79,919	79,919	-
PILOT - Disability	1,720	1,720	1,317	(403)
PILOT - Veterans Exemption	5,039	5,039	5,120	81
Homeland Security	8,000	8,000	-	(8,000)
Motor Vehicle Fines	4,000	4,000	2,390	(1,610)
Telephone Tax	12,493	12,493	12,246	(247)
Earth Day Grant	-	-	415	415
D.U.I. Grant	15,000	15,000	-	(15,000)
Municipal Revenue Sharing	10,379	10,379	10,379	-
Total Intergovernmental	<u>7,312,472</u>	<u>7,312,472</u>	<u>7,250,142</u>	<u>(62,330)</u>
Local Revenues				
Health Department Rent	32,714	32,714	33,212	498
Comm. Center Rental Fee	250	250	560	310
Recreation Fees	228,300	228,300	211,097	(17,203)
Pistol Permits	3,000	3,000	3,295	295
Town Clerk Fees	50,000	50,000	51,035	1,035
Conveyance Tax	80,000	80,000	97,369	17,369
Miscellaneous Income	1,000	1,000	60,473	59,473
Copier Fees	9,000	9,000	6,885	(2,115)
Apartment Inspections	500	500	385	(115)
Brooklyn Fair Tpr. Reimbursement	5,000	5,000	6,506	1,506
Building Permits	75,000	75,000	100,334	25,334
Fire Marshal Fees	1,500	1,500	1,165	(335)
Zoning Board of Appeals	500	500	-	(500)
Bingo Permits	-	-	165	165
Planning and Zoning Fees	15,000	15,000	9,210	(5,790)
Wetland Fees	3,750	3,750	1,290	(2,460)
Regulation Fees	-	-	8	8

See accountant's report.

TOWN OF BROOKLYN, CONNECTICUT
 Schedule of Revenues, Expenditures and Changes in Fund Balance
 Budget and Actual (Budgetary Basis)
 For the Year Ended June 30, 2019

	Budgeted Amounts		Actual	Variance
	Original	Amended	Budgetary Basis	
Local Revenues (Continued)				
Transfer Station Fees	\$ 75,000	\$ 75,000	\$ 90,601	\$ 15,601
Insurance Dividend	9,000	9,000	-	(9,000)
Dog License/Fees	1,750	1,750	2,125	375
Total Local Revenues	<u>591,264</u>	<u>591,264</u>	<u>675,715</u>	<u>84,451</u>
Investment Income	<u>13,000</u>	<u>13,000</u>	<u>21,631</u>	<u>8,631</u>
Use of Fund Balance	<u>223,039</u>	<u>210,539</u>	<u>-</u>	<u>(210,539)</u>
Total Revenues	<u>23,853,330</u>	<u>23,840,830</u>	<u>23,662,900</u>	<u>(177,930)</u>
EXPENDITURES				
General Government				
Board of Finance	33,100	43,600	42,131	1,469
Board of Selectmen	30,812	30,812	24,099	6,713
Administration	285,229	288,629	270,656	17,973
Revenue Collector	101,557	102,057	107,332	(5,275)
Assessor	139,984	139,984	139,504	480
Board of Assessment	450	450	-	450
Recording	124,070	124,070	123,825	245
Elections	32,360	32,360	27,506	4,854
Legal	19,500	19,000	25,729	(6,729)
Probate	9,455	9,455	9,454	1
Town Hall	52,721	40,677	39,100	1,577
Central Supplies	64,136	84,646	85,032	(386)
Ethics	3,000	3,000	1,000	2,000
Total General Government	<u>896,374</u>	<u>918,740</u>	<u>895,368</u>	<u>23,372</u>
Public Safety				
Canine Control	25,846	24,246	24,159	87
Patrol Services	240,850	204,050	200,621	3,429
Fire Marshal	54,503	65,653	64,507	1,146
Fire Facilities	462,328	423,029	422,559	470
Emergency Services	30,070	34,870	36,456	(1,586)
Homeland Security	6,250	3,550	1,758	1,792
Total Public Safety	<u>819,847</u>	<u>755,398</u>	<u>750,060</u>	<u>5,338</u>
Public Works				
Roads and Drainage	555,422	540,617	538,374	2,243
Maintenance and Equipment	90,500	90,500	85,359	5,141
Snow Removal	96,200	93,550	85,114	8,436

See accountant's report.

TOWN OF BROOKLYN, CONNECTICUT
Schedule of Revenues, Expenditures and Changes in Fund Balance
Budget and Actual (Budgetary Basis)
For the Year Ended June 30, 2019

	Budgeted Amounts		Actual	Variance
	Original	Amended	Budgetary Basis	
Public Works (Continued)				
Garage Maintenance	\$ 21,078	\$ 18,533	\$ 20,688	\$ (2,155)
Engineering	20,102	20,102	20,102	-
Storm Water Management	22,000	22,000	-	22,000
Resource Recovery	288,810	353,490	337,795	15,695
Building Official	76,817	76,872	76,650	222
Total Public Works	<u>1,170,929</u>	<u>1,215,664</u>	<u>1,164,082</u>	<u>51,582</u>
Health and Human Services				
Health	76,587	80,988	80,920	68
Cemeteries	5,000	5,000	5,000	-
Total Health and Human Services	<u>81,587</u>	<u>85,988</u>	<u>85,920</u>	<u>68</u>
Civic and Cultural				
Library	136,795	136,795	136,795	-
Transit District	14,359	14,359	14,359	-
Special Programs	5,750	5,750	5,176	574
Recreation	332,927	329,607	328,913	694
Park Maintenance	113,418	123,156	114,918	8,238
Community Center	22,242	22,242	19,488	2,754
Clifford B Green Building	24,620	53,160	53,627	(467)
Total Civic and Cultural	<u>650,111</u>	<u>685,069</u>	<u>673,276</u>	<u>11,793</u>
Development and Planning				
Planning and Zoning	15,444	26,454	26,589	(135)
Zoning Board of Appeal	1,000	1,000	288	712
Agriculture Commission	2,200	2,200	1,630	570
Conservation Commission	2,300	2,300	719	1,581
Inland Wetlands Commission	5,850	5,850	964	4,886
Land Use Admin/Planner	107,984	112,884	112,203	681
Economic Development Commission	6,150	6,150	1,066	5,084
Open Space	8,205	8,205	8,205	-
Total Development and Planning	<u>149,133</u>	<u>165,043</u>	<u>151,664</u>	<u>13,379</u>
Debt and Sundry				
Contingency	290,625	290,625	-	290,625
Fringe Benefits	624,252	574,552	571,974	2,578
Municipal Insurance	137,000	136,479	128,492	7,987
Long-Term Debt Service	38,200	38,000	37,478	522
Short-Term Debt Service	524,064	504,064	501,077	2,987
Total Debt and Sundry	<u>1,614,141</u>	<u>1,543,720</u>	<u>1,239,021</u>	<u>304,699</u>

See accountant's report.

TOWN OF BROOKLYN, CONNECTICUT
 Schedule of Revenues, Expenditures and Changes in Fund Balance
 Budget and Actual (Budgetary Basis)
 For the Year Ended June 30, 2019

	Budgeted Amounts		Actual	Variance
	Original	Amended	Budgetary Basis	
Capital Outlay	\$ 195,774	\$ 195,774	\$ 184,390	\$ 11,384
Board of Education	18,275,434	18,275,434	18,069,575	205,859
Total Expenditures	23,853,330	23,840,830	23,213,356	627,474
Excess (Deficiency) of Revenues over Expenditures - Budgetary Basis	\$ -	\$ -	449,544	\$ 449,544
Adjustments to Generally Accepted Accounting Principles (GAAP):				
Payments on Behalf of the Town not Recorded on a Budgetary Basis:				
Revenues from Teachers' Retirement and OPEB			1,819,430	
Expenditures from Teachers' Retirement and OPEB			(1,819,430)	
Payments on Behalf of the Town not Recorded on a Budgetary Basis:				
Revenues from Excess Cost Grant			422,456	
Expenditures from Excess Cost Grant			(422,456)	
Excess (Deficiency) of Revenues and Other Financing Sources over Expenditures and Other Financing Uses - GAAP Basis			\$ 449,544	

Notes to Required Supplementary Information: This budget is adopted on a basis consistent with Generally Accepted Accounting Principles (modified accrual basis) with the following exceptions: 1. The Town does not recognize as income or expenditures payments made for the teachers' retirement by the State of Connecticut on the Town's behalf; 2. The excess cost grant for special education costs is net with expenditures; 3. Encumbrances are treated as expenditures against the budget in the year committed; 4. Revenues and expenditures from capital leasing and for renewing or refunding long-term debt are included in the budget as the net revenue or expenditure expected.

See accountant's report.

TOWN OF BROOKLYN, CONNECTICUT
Town of Brooklyn Employee Retirement Plan
Schedule of Changes in Net Pension Liability and Related Ratios
Last Six Fiscal Years

	<u>2019</u>	<u>2018</u>	<u>2017</u>	<u>2016</u>	<u>2015</u>	<u>2014</u>
Total Pension Liability						
Service Cost	\$ 217,378	\$ 209,621	\$ 173,002	\$ 166,748	\$ 171,727	\$ 179,884
Interest	462,267	438,180	408,747	386,937	375,535	353,196
Changes in Benefit Terms	-	-	-	-	-	-
Differences Between Expected and Actual Experience	(107,862)	-	147,897	-	(106,688)	-
Changes of Assumptions	156,953	-	134,931	-	135,436	-
Benefit Payments, Including Refunds of Member Contributions	(330,707)	(292,856)	(266,165)	(252,302)	(230,131)	(224,129)
Net Change in Total Pension Liability	<u>398,029</u>	<u>354,945</u>	<u>598,412</u>	<u>301,383</u>	<u>345,879</u>	<u>308,951</u>
Total Pension Liability - Beginning	<u>6,549,002</u>	<u>6,194,057</u>	<u>5,595,645</u>	<u>5,294,262</u>	<u>4,948,383</u>	<u>4,639,432</u>
Total Pension Liability - Ending (a)	<u>\$ 6,947,031</u>	<u>\$ 6,549,002</u>	<u>\$ 6,194,057</u>	<u>\$ 5,595,645</u>	<u>\$ 5,294,262</u>	<u>\$ 4,948,383</u>
Plan Fiduciary Net Position						
Contributions - Employer	\$ 158,933	\$ 355,128	\$ 302,944	\$ 295,082	\$ 256,246	\$ 251,168
Contributions - Member	-	-	-	-	-	-
Net Investment Income	282,027	374,138	403,008	(9,590)	188,347	129,412
Benefit Payments, Including Refunds of Member Contributions	(330,896)	(292,856)	(266,165)	(252,302)	(230,131)	(224,129)
Administrative Expenses	(15,378)	(15,548)	(12,351)	(15,281)	(18,810)	(12,604)
Other	-	-	-	-	(46,417)	439,783
Net Change in Pension Fiduciary Net Position	<u>94,686</u>	<u>420,862</u>	<u>427,436</u>	<u>17,909</u>	<u>149,235</u>	<u>583,630</u>
Plan Fiduciary Net Position - Beginning	<u>4,914,975</u>	<u>4,494,113</u>	<u>4,066,677</u>	<u>4,048,768</u>	<u>3,899,533</u>	<u>3,315,903</u>
Plan Fiduciary Net Position - Ending (b)	<u>\$ 5,009,661</u>	<u>\$ 4,914,975</u>	<u>\$ 4,494,113</u>	<u>\$ 4,066,677</u>	<u>\$ 4,048,768</u>	<u>\$ 3,899,533</u>
Net Pension Liability - Ending: (a) - (b)	<u>\$ 1,937,370</u>	<u>\$ 1,634,027</u>	<u>\$ 1,699,944</u>	<u>\$ 1,528,968</u>	<u>\$ 1,245,494</u>	<u>\$ 1,048,850</u>
Plan Fiduciary Net Position as a Percentage of the Total Pension Liability	72.11%	75.05%	72.56%	72.68%	76.47%	78.80%
Covered Payroll						
	\$ 2,638,617	\$ 2,616,636	\$ 2,515,996	\$ 2,108,519	\$ 2,022,560	\$ 2,197,494
Net Pension Liability as a Percentage of Covered Payroll	73.42%	62.45%	67.57%	72.51%	61.58%	47.73%

See accountant's report.

TOWN OF BROOKLYN, CONNECTICUT
Town of Brooklyn Employee Retirement Plan
Schedule of Contributions
Last Six Fiscal Years

	2019	2018	2017	2016	2015	2014
Actuarially Determined Employer Contribution (ADEC)	\$ 355,128	\$ 355,128	\$ 302,944	\$ 295,082	\$ 310,080	\$ 310,080
Contributions in Relation to the ADEC	<u>158,933</u>	<u>355,128</u>	<u>302,944</u>	<u>295,082</u>	<u>256,246</u>	<u>251,168</u>
Contribution Deficiency (Excess)	<u>\$ 196,195</u>	<u>\$ -</u>	<u>\$ -</u>	<u>\$ -</u>	<u>\$ 53,834</u>	<u>\$ 58,912</u>
Covered Payroll	2,638,617	2,616,636	2,515,996	2,108,519	2,022,560	2,197,494
Contributions as a Percentage of Covered Payroll	6.02%	13.57%	12.04%	13.99%	12.67%	11.43%

Notes to Schedule

Valuation Date: 7/1/2018

Methods and assumptions used to determine contribution rates:

Actuarial cost method	Projected Unit Credit
Amortization method	Level Cost
Remaining amortization period	15 yrs, Open
Asset valuation method	5-year Smoothed
Salary increases	3.85%
Investment rate of return	7.00%
Normal Retirement	Earlier of age 55 with 10 years of service or age 70
Mortality	RP-2014 Adjusted to 2006 Total Dataset Mortality Table projected to valuation date with MP-2018.

See accountant's report.

TOWN OF BROOKLYN, CONNECTICUT
 Town of Brooklyn Employee Retirement Plan
 Schedule of Investment Returns
 Last Six Fiscal Years

	2019	2018	2017	2016	2015	2014
Annual Money-Weighted Rate of Return, Net of Investment Expense	5.65%	8.22%	9.78%	-0.24%	3.62%	16.70%

See accountant's report.

TOWN OF BROOKLYN, CONNECTICUT
 Town of Brooklyn Fire Department Service Award Plan
 Schedule of Changes in Net Pension Liability and Related Ratios
 Last Six Fiscal Years

	<u>2019</u>	<u>2018</u>	<u>2017</u>	<u>2016</u>	<u>2015</u>	<u>2014</u>
Total Pension Liability						
Service Cost	\$ 46,996	\$ -	\$ 40,725	\$ -	\$ -	\$ -
Interest	-	31,828	27,198	36,559	39,931	41,254
Differences Between Expected and Actual Experience	-	299,044	-	(40,143)	(51,752)	-
Changes of Assumptions	64,470	69,314	(48,550)	56,099	-	-
Benefit Payments, Including Refunds of Member Contributions	(72,560)	(77,160)	(80,227)	(77,843)	(78,360)	(74,472)
Net Change in Total Pension Liability	<u>38,906</u>	<u>323,026</u>	<u>(60,854)</u>	<u>(25,328)</u>	<u>(90,181)</u>	<u>(33,218)</u>
Total Pension Liability - Beginning	<u>1,250,306</u>	<u>927,280</u>	<u>988,134</u>	<u>1,013,462</u>	<u>1,103,643</u>	<u>1,136,861</u>
Total Pension Liability - Ending	<u>\$ 1,289,212</u>	<u>\$ 1,250,306</u>	<u>\$ 927,280</u>	<u>\$ 988,134</u>	<u>\$ 1,013,462</u>	<u>\$ 1,103,643</u>

See accountant's report.

TOWN OF BROOKLYN, CONNECTICUT
 State Teacher's Retirement System
 Proportionate Share of Net Pension Liability
 Last Five Fiscal Years

Schedule of Proportionate Share of Net Pension Liability

	2019	2018	2017	2016	2015
Town's percentage of the net pension liability	0.00%	0.00%	0.00%	0.00%	0.00%
Town's proportionate share of the net pension liability	\$ -	\$ -	\$ -	\$ -	\$ -
State of Connecticut's proportionate share of the net pension liability associated with the Town	<u>18,317,166</u>	<u>1,036,642</u>	<u>1,093,665</u>	<u>16,094,784</u>	<u>14,876,402</u>
Total	<u>\$ 18,317,166</u>	<u>\$ 1,036,642</u>	<u>\$ 1,093,665</u>	<u>\$ 16,094,784</u>	<u>\$ 14,876,402</u>
Town's covered payroll	<u>\$ 4,796,617</u>	<u>\$ 5,783,213</u>	<u>\$ 6,054,495</u>	<u>\$ 5,820,974</u>	<u>\$ 5,802,009</u>
Town's proportionate share of the net pension liability (asset) as a percentage of its covered payroll.	0.00%	0.00%	0.00%	0.00%	0.00%
Plan fiduciary net position as a percentage of the total pension liability	<u>57.69%</u>	<u>55.93%</u>	<u>52.26%</u>	<u>59.50%</u>	<u>61.51%</u>

* For the fiscal years ended June 30, 2018 and June 30, 2017, incorrect census data was provided to the actuaries.

Notes to Schedule

Changes in benefit terms
 Changes in assumptions

Beginning January 1, 2018, member contributions increased from 6% to 7% of salary. In 2016, rates of withdrawal, disability, retirement, mortality and assumed rates of salary increase were adjusted to more closely reflect actual and anticipated experience. These assumptions were recommended as part of the Experience Study for the System for the five-year period ended June 30, 2015.

Actuarial cost method
 Amortization method
 Remaining amortization period
 Asset valuation method
 Inflation
 Salary increases
 Investment rate of return

Entry Age
 Level percent of salary, closed
 17.6 years
 4 year smoothed market
 2.75%
 3.25% - 6.50% average, including inflation
 8.0% net of investment expense, including inflation

See accountant's report.

TOWN OF BROOKLYN, CONNECTICUT
Schedule of Changes in Total OPEB Liability and Related Ratios
Last Two Fiscal Years*

	2019	2018
Total OPEB Liability		
Service Cost	\$ 63,452	\$ 65,016
Interest	67,688	62,330
Changes of Benefit Terms	(62,839)	-
Differences Between Expected and Actual Experience	(564,484)	(41,786)
Changes of Assumptions	(138,748)	(60,182)
Benefit Payments, Including Implicit Cost	(13,412)	(18,261)
Net Change in Total OPEB Liability	(648,343)	7,117
Total OPEB Liability - Beginning	1,692,214	1,685,097
Total OPEB Liability - Ending (a)	\$ 1,043,871	\$ 1,692,214
Covered-Employee Payroll	\$ 5,985,269	\$ 5,687,333
Total OPEB Liability as a Percentage of Covered-Employee Payroll	17.44%	29.75%

* This schedule is intended to show information for ten years. Additional years' information will be displayed as it becomes available.

Notes to Schedule

Measurement Date	June 30, 2019
Valuation Date	July 1, 2018
Inflation Rate	2.60%
Actuarial Cost Method	Individual Entry Age Normal
Salary Increases	3.85%
Healthcare Cost Trend Rates	7.00% reducing by 0.5% each year to an ultimate rate of 4.6% per year for 2023 and later. Dental is assumed to increase by 4.00% per year.

See accountant's report.

TOWN OF BROOKLYN, CONNECTICUT
 State Teacher's Retirement System
 Proportionate Share of Net OPEB Liability
 Last Two Fiscal Years

Schedule of Proportionate Share of Net OPEB Liability

	2019	2018
Town's percentage of the net OPEB liability	0.00%	0.00%
Town's proportionate share of the net OPEB liability	\$ -	\$ -
State of Connecticut's proportionate share of the net OPEB liability associated with the Town	3,661,726	266,837
Total	\$ 3,661,726	\$ 266,837 *
Town's covered-employee payroll	\$ 4,796,617	\$ 5,783,213
Town's proportionate share of the net OPEB liability as a percentage of its covered-employee payroll.	0.00%	0.00%
Plan fiduciary net position as a percentage of the total OPEB liability	1.49%	1.79%

* For the year ended June 30, 2018, incorrect census data was provided to the actuaries.

Notes to Schedule

Changes in Benefit Terms	Effective July 1, 2018, Medicare Advantage Plan was added to available options, changed the base plan to the Medicare Advantage Plan for the purposes of determining retiree subsidies and/or cost sharing amounts, and introduced a two-year waiting period for re-enrollment in a System-sponsored Plan for those who cancel their coverage or choose not to enroll after the effective date.
Changes of Assumptions	<p>The expected rate of return on assets was changed from 2.75% to 3.00% to reflect the anticipated return on cash and other high quality short-term fixed income investments.</p> <p>The discount rate was increased from 3.56% to 3.87% to reflect the change in the Municipal Bond Index Rate.</p> <p>Changes were also made to the assumed per capita health care claim costs, the assumed age related percentage increases in expected annual per capita health care claim costs, long-term health care cost trend rates, the percentage of retired members who are not currently participating in the Plan but are expected to elect coverage in the future, the percentage of participating retirees who are expected to enroll in the Medicare Supplement Plan and the Medicare Advantage Plan, the post-disability mortality table, which was updated to extend the period of projected mortality improvements from 2017 to 2020, and the percentage of deferred vested members who will become ineligible for future health care benefits.</p>

Actuarial Cost Method	Entry age
Amortization Method	Level Percent of Payroll
Remaining Amortization Period	30 years, open
Asset Valuation Method	Market Value of Assets
Investment Rate of Return	3.00%, net of investment related expense

See accountant's report.

TOWN OF BROOKLYN, CONNECTICUT

Combining Balance Sheet
 Nonmajor Governmental Funds
 June 30, 2019

SPECIAL REVENUE FUNDS

	SPECIAL REVENUE FUNDS							Total
	Small Cities Block Grant Fund	Town Aid Road Fund	Special Education Grants Fund	Cafeteria Fund	Recreation Fund	Open Space Land Acquisition Fund	Memorial Scholarship Fund	
Assets								
Cash and Cash Equivalents	\$ 70,379	\$ -	\$ -	\$ 80,134	\$ -	\$ 73,010	\$ 3,658	\$ 227,181
Investments	-	-	-	-	-	48,421	22,681	71,102
Receivables, Net	208,790	-	1,464	37,517	-	-	-	247,771
Inventory	-	-	-	3,954	-	-	-	3,954
Due from Other Funds	8,277	-	89,922	-	63,857	8,205	-	170,261
Total Assets	\$ 287,446	\$ -	\$ 91,386	\$ 121,605	\$ 63,857	\$ 129,636	\$ 26,339	\$ 720,269
Liabilities and Fund Balances								
Liabilities:								
Accounts Payable and Accrued Items	\$ -	\$ -	\$ 9,032	\$ 1,662	\$ 1,696	\$ -	\$ -	\$ 12,390
Due to Other Funds	-	-	-	-	-	-	-	-
Unearned Revenue	-	-	82,354	-	-	-	-	82,354
Total Liabilities	-	-	91,386	1,662	1,696	-	-	94,744
Fund Balances:								
Restricted	287,446	-	-	119,943	62,161	129,636	26,339	625,525
Committed	-	-	-	-	-	-	-	-
Unassigned	-	-	-	-	-	-	-	-
Total Fund Balances	287,446	-	-	119,943	62,161	129,636	26,339	625,525
Total Liabilities and Fund Balances	\$ 287,446	\$ -	\$ 91,386	\$ 121,605	\$ 63,857	\$ 129,636	\$ 26,339	\$ 720,269

See accountant's report.

TOWN OF BROOKLYN, CONNECTICUT
 Combining Statement of Revenues, Expenditures, and Changes in Fund Balances
 Nonmajor Governmental Funds
 For the Year Ended June 30, 2019

SPECIAL REVENUE FUNDS

	Special							Total
	Small Cities Block Grant Fund	Town Aid Road Fund	Education Grants Fund	Cafeteria Fund	Recreation Fund	Open Space Land Acquisition Fund	Memorial Scholarship Fund	
Revenues								
Intergovernmental Revenues	\$ -	\$ 242,277	\$ 728,855	\$ 250,931	\$ -	\$ -	\$ -	\$ 1,222,063
Licenses, Permits and Charges for Services	-	-	-	117,646	79,400	-	-	197,046
Investment Income	140	-	-	-	-	415	231	786
Other Revenue	-	-	-	-	-	-	-	-
Total Revenues	<u>140</u>	<u>242,277</u>	<u>728,855</u>	<u>368,577</u>	<u>79,400</u>	<u>415</u>	<u>231</u>	<u>1,419,895</u>
Expenditures								
Current:								
Public Works	-	439,117	-	-	-	-	-	439,117
Health and Human Services	295	-	-	-	-	-	-	295
Civic and Cultural	-	-	-	-	75,772	-	-	75,772
Education	-	-	728,855	306,048	-	-	-	1,034,903
Capital Outlay	-	-	-	-	-	-	-	-
Total Expenditures	<u>295</u>	<u>439,117</u>	<u>728,855</u>	<u>306,048</u>	<u>75,772</u>	<u>-</u>	<u>-</u>	<u>1,550,087</u>
Excess/(Deficiency) of Revenues Over Expenditures	(155)	(196,840)	-	62,529	3,628	415	231	(130,192)
Other Financing Sources/(Uses)								
Transfers In	-	-	-	-	-	8,205	-	8,205
Transfers Out	-	-	-	-	-	-	-	-
Total Other Financing Sources/(Uses)	<u>-</u>	<u>-</u>	<u>-</u>	<u>-</u>	<u>-</u>	<u>8,205</u>	<u>-</u>	<u>8,205</u>
Net Change in Fund Balances	(155)	(196,840)	-	62,529	3,628	8,620	231	(121,987)
Fund Balances at Beginning of Year, Restated	<u>287,601</u>	<u>196,840</u>	<u>-</u>	<u>57,414</u>	<u>58,533</u>	<u>121,016</u>	<u>26,108</u>	<u>747,512</u>
Fund Balances at End of Year	<u>\$ 287,446</u>	<u>\$ -</u>	<u>\$ -</u>	<u>\$ 119,943</u>	<u>\$ 62,161</u>	<u>\$ 129,636</u>	<u>\$ 26,339</u>	<u>\$ 625,525</u>

See accountant's report.

TOWN OF BROOKLYN, CONNECTICUT
Schedule of Debt Limitation
June 30, 2019

Total Tax Collections, Including Interest and Lien Fees - Primary Government - Prior Fiscal Year	\$15,120,902
Total Tax Collections, Including Interest and Lien Fees - Coterminous Government - Prior Fiscal Year	52,182
Reimbursement for Revenue Loss on:	
Tax Relief for Elderly and Disabled - Prior Fiscal Year	1,231
Base	<u>\$ 15,174,315</u>

	<u>General Purposes</u> (2.25 x base)	<u>Schools</u> (4.50 x base)	<u>Sewers</u> (3.75 x base)	<u>Urban Renewal</u> (3.25 x base)	<u>Pension Deficit</u> (3.00 x base)
Debt Limitation:					
Statutory Debt Limits by Function	<u>\$ 34,142,209</u>	<u>\$ 68,284,418</u>	<u>\$ 56,903,681</u>	<u>\$ 49,316,524</u>	<u>\$ 45,522,945</u>
Indebtedness:					
Bonds Payable					
Town**	<u>1,848,232</u>	<u>2,566,418</u>	<u>1,061,361</u>	<u>-</u>	<u>-</u>
Total Indebtedness	<u>1,848,232</u>	<u>2,566,418</u>	<u>1,061,361</u>	<u>-</u>	<u>-</u>
Debt Limitation in Excess of Debt*	<u>\$ 32,293,977</u>	<u>\$ 65,718,000</u>	<u>\$ 55,842,320</u>	<u>\$ 49,316,524</u>	<u>\$ 45,522,945</u>

**Includes \$4,414,650 of Bond Anticipation Notes

*In no event shall total debt exceed seven times annual receipts from base. The maximum amount permitted under this formula would be approximately \$106,220,205

See accountant's report.

TOWN OF BROOKLYN, CONNECTICUT
 Schedule of Property Taxes Levied, Collected, and Outstanding
 For the Year Ended June 30, 2019

List of 10/1:	Outstanding July 1, 2018	Current Levy	Lawful Corrections		Collectible Taxes	Collections During the Year			Transfers to Suspense	Outstanding June 30, 2019
			Additions	Deductions		Taxes	Interest	Liens		
2017	\$ 176,861	\$ 15,763,218	\$ 26,354	\$ 157,683	\$ 15,631,889	\$ 15,478,962	\$ 46,879	\$ 24,510	\$	\$ 152,927
2016	33,598	-	2,961	49,247	130,575	92,602	22,703	6,995	-	37,973
2015	27,544	-	3,367	954	36,011	13,997	4,004	1,011	-	22,014
2014	4,687	-	-	305	27,239	2,674	1,810	501	-	24,565
2013	2,855	-	-	70	4,617	900	838	24	-	3,717
2012	1,467	-	-	-	2,855	785	873	68	-	2,070
2011	1,380	-	-	-	1,467	-	-	-	-	1,467
2010	1,353	-	1	-	1,381	-	-	-	-	1,381
2009	932	-	-	-	1,353	-	-	-	-	1,353
2008	826	-	-	-	932	-	-	-	-	932
2007	764	-	-	-	826	-	-	-	-	826
2006	720	-	-	-	764	-	-	-	-	764
2005	1,615	-	-	-	720	-	-	-	-	720
2004	691	-	-	-	1,615	-	-	-	-	1,615
2003					691					691
	\$ 255,293	\$ 15,763,218	\$ 32,683	\$ 208,259	\$ 15,842,935	15,589,920	77,107	33,109	\$	\$ 253,015

Net Grand List - October 1, 2017
 Tax Rate: 28.09 mills

Total Suspense Collections	6,761	
Total Collections	\$ 15,596,681	\$ 34,363
	8,308	1,254
	\$ 85,415	\$ 15,716,459
	15,700,136	16,323
	\$ 15,700,136	\$ 15,716,459

See accountant's report.

TOWN OF BROOKLYN, CONNECTICUT
 Schedule of Changes in Fund Balance by Project
 Capital Nonrecurring Fund
 For the Year Ended June 30, 2019

	Beginning Fund Balance	Restatement	Restated Beginning Fund Balance	Net Transfers In (Out)	Revenues and New Debt	Current Year Expenditures	Ending Fund Balance	Eliminating Deficits Per GASB 54	Reported Fund Balance
Restricted Fund Balance:									
General Government									
JAG Grant	\$ 72	\$ (72)	\$ -	\$ -	\$ -	\$ -	\$ -	\$ -	\$ -
Total Restricted Fund Balance	72	(72)	-	-	-	-	-	-	-
Committed Fund Balance:									
General Government									
Building Office Software	2,970	(2,970)	-	-	-	-	-	-	-
Mortlake Generator	(19,974)	(2,026)	(22,000)	305	-	305	(22,000)	22,000	-
Lilli Ann Apartment	(38,000)	38,000	-	-	-	-	-	-	-
East Brooklyn Drainage	(10,737)	(2,263)	(13,000)	180	-	180	(13,000)	13,000	-
EB Fire Truck	260	(260)	-	-	-	-	-	-	-
Tech Needs	(99,290)	(4,210)	(103,500)	8,435	-	1,435	(96,500)	96,500	-
Library Wall	(2,206)	2,206	-	-	-	-	-	-	-
Transfer Station Canopies	(35,706)	35,706	-	-	-	-	-	-	-
Mortlake Truck - 2014/2015	59,531	(59,531)	-	-	-	-	-	-	-
Financial Software	(14,502)	14,502	-	-	-	-	-	-	-
P & Z Regs - 2014/2015	10,382	(10,382)	-	-	-	1,168	(1,168)	1,168	-
Sidewalks - 2014/2015	12,179	(12,179)	-	-	-	-	-	-	-
Repairs/Replacements	25,000	(25,000)	-	-	-	-	-	-	-
Mortlake Drainage	9,300	(9,300)	-	-	-	-	-	-	-
Town Computers	-	-	-	-	-	-	-	-	-
STEAP Generator	(6,200)	6,200	-	-	186,874	17,274	(17,274)	17,274	-
Highway									
Chipper	7,064	(7,064)	-	-	-	-	-	-	-
Highway Garage	(182,119)	22,119	(160,000)	12,218	-	2,218	(150,000)	150,000	-
Highway Truck	(280,576)	(49,424)	(330,000)	4,575	-	4,575	(330,000)	330,000	-
Leaf Shredder/Vac	-	-	-	-	-	-	-	-	-
South Main Resurface	1,768	(1,768)	-	-	-	-	-	-	-
Backhoe - 2014/2015	40,228	(40,228)	-	-	-	-	-	-	-
Payloader - 2014/2015	(23,905)	23,905	-	-	-	-	-	-	-
Recreation									
Disc Golf	569	(569)	-	-	-	-	-	-	-
Baseball Fields - Riverside Park	(137,938)	137,938	-	-	-	-	-	-	-
Field at BMS	282	(282)	-	-	-	-	-	-	-
Sander Attachment	521	(521)	-	-	-	-	-	-	-
Last Green Valley	(223)	223	-	-	-	-	-	-	-
Truck 17/18	(6,799)	(34,201)	(41,000)	568	-	568	(41,000)	41,000	-

See accountant's report.

TOWN OF BROOKLYN, CONNECTICUT

State Single Audit

For the Year Ended June 30, 2019

KING, KING & ASSOCIATES, P.C.
CERTIFIED PUBLIC ACCOUNTANTS

TOWN OF BROOKLYN, CONNECTICUT
Table of Contents
For the Year Ended June 30, 2019

	<u>Page</u>
Internal Control and Compliance Report	
Report on Internal Control Over Financial Reporting and on Compliance and Other Matters Based on an Audit of Financial Statements Performed in Accordance with <i>Government Auditing Standards</i>	1
State Single Audit Section	
Report on Compliance for Each Major State Program; Report on Internal Control over Compliance; and Report on the Schedule of Expenditures of State Financial Assistance Required by the State Single Audit Act	3
Schedule of Expenditures of State Financial Assistance	6
Notes to Schedule of Expenditures of State Financial Assistance	7
Schedule of Findings and Questioned Costs	8

**REPORT ON INTERNAL CONTROL OVER FINANCIAL REPORTING AND ON COMPLIANCE
AND OTHER MATTERS BASED ON AN AUDIT OF FINANCIAL STATEMENTS PERFORMED IN
ACCORDANCE WITH GOVERNMENT AUDITING STANDARDS**

Independent Auditor's Report

To the Board of Finance
Town of Brooklyn, Connecticut

We have audited, in accordance with auditing standards generally accepted in the United States of America and the standards applicable to financial audits contained in *Government Auditing Standards*, issued by the Comptroller General of the United States the financial statements of the governmental activities, business-type activities, each major fund, and the aggregate remaining fund information of the Town of Brooklyn, Connecticut (the "Town"), as of and for the year ended June 30, 2019, and the related notes to the financial statements, which collectively comprise the Town's basic financial statements, and have issued our report thereon dated March 11, 2020.

Internal Control over Financial Reporting

In planning and performing our audit of the financial statements, we considered the Town's internal control over financial reporting (internal control) to determine the audit procedures that are appropriate in the circumstances for the purpose of expressing our opinion on the financial statements, but not for the purpose of expressing an opinion on the effectiveness of the Town's internal control. Accordingly, we do not express an opinion on the effectiveness of the Town's internal control.

Our consideration of internal control was for the limited purpose described in first paragraph of this section and was not designed to identify all deficiencies in internal control that might be material weaknesses or significant deficiencies and therefore, material weaknesses or significant deficiencies may exist that were not identified. However, as described in the accompanying schedule of findings and questioned costs, we identified certain deficiencies in internal control that we consider to be material weaknesses and significant deficiencies.

A deficiency in internal control exists when the design or operation of a control does not allow management or employees, in the normal course of performing their assigned functions, to prevent, or detect and correct, misstatements on a timely basis. A material weakness is a deficiency, or combination of deficiencies, in internal control such that there is a reasonable possibility that a material misstatement of the entity's financial statements will not be prevented, or detected and corrected, on a timely basis. We consider the deficiencies described in the accompanying schedule of findings and questioned costs as item 2019-01 to be material weaknesses.

A significant deficiency is a deficiency, or combination of deficiencies, in internal control that is less severe than a material weakness, yet important enough to merit attention by those charged with governance. We consider the deficiencies described in the accompanying schedule of findings and questioned costs as items 2018-03 and 2019-02 to be significant deficiencies.

Compliance and Other Matters

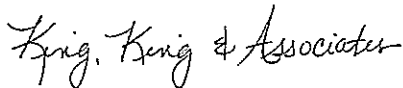
As part of obtaining reasonable assurance about whether the Town's financial statements are free from material misstatement, we performed tests of its compliance with certain provisions of laws, regulations, contracts and grant agreements, noncompliance with which could have a direct and material effect on the determination of financial statement amounts. However, providing an opinion on compliance with those provisions was not an objective of our audit, and, accordingly, we do not express such an opinion. The results of our tests disclosed no instances of noncompliance or other matters that are required to be reported under *Government Auditing Standards*.

The Town of Brooklyn's Response to Findings

The Town of Brooklyn's response to the findings identified in our audit is described in the accompanying schedule of findings and questioned costs. The Town of Brooklyn's response was not subjected to the auditing procedures applied in the audit of the financial statements and, accordingly, we express no opinion on it.

Purpose of this Report

The purpose of this report is solely to describe the scope of our testing of internal control and compliance and the result of that testing, and not to provide an opinion on the effectiveness of the Town's internal control or on compliance. This report is an integral part of an audit performed in accordance with *Government Auditing Standards* in considering the Town's internal control and compliance. Accordingly, this communication is not suitable for any other purpose.



King, King & Associates, CPAs
Winsted, CT
March 11, 2020

**REPORT ON COMPLIANCE FOR EACH MAJOR STATE PROGRAM; REPORT
ON INTERNAL CONTROL OVER COMPLIANCE; AND REPORT ON THE
SCHEDULE OF EXPENDITURES OF STATE FINANCIAL ASSISTANCE
REQUIRED BY THE STATE SINGLE AUDIT ACT**

Independent Auditor's Report

To the Board of Finance
Town of Brooklyn, CT

Report on Compliance for Each Major State Program

We have audited the Town of Brooklyn, CT's (Town) compliance with the types of compliance requirements described in the Office of Policy and Management's *Compliance Supplement* that could have a direct and material effect on each of the Town's major state programs for the year ended June 30, 2019. The Town's major state programs are identified in the summary of auditors' results section of the accompanying schedule of findings and questioned costs.

Management's Responsibility

Management is responsible for compliance with the requirements of laws, regulations, contracts and grants applicable to its state programs.

Auditor's Responsibility

Our responsibility is to express an opinion on compliance for each of the Town's major state programs based on our audit of the types of compliance requirements referred to above. We conducted our audit of compliance in accordance with auditing standards generally accepted in the United States of America; the standards applicable to financial audits contained in *Government Auditing Standards*, issued by the Comptroller General of the United States; and the State Single Audit Act (C.G.S. Sections 4-230 to 4-236). Those standards and the State Single Audit Act require that we plan and perform the audit to obtain reasonable assurance about whether noncompliance with the types of compliance requirements referred to above that could have a direct and material effect on a major state program occurred. An audit includes examining, on a test basis, evidence about the Town's compliance with those requirements and performing such other procedures as we considered necessary in the circumstances.

We believe that our audit provides a reasonable basis for our opinion on compliance for each major state program. However, our audit does not provide a legal determination of the Town's compliance.

Opinion on Each Major State Program

In our opinion, the Town complied, in all material respects, with the types of compliance requirements referred to above that could have a direct and material effect on each of its major state programs for the year ended June 30, 2019.

Report on Internal Control over Compliance

Management of the Town is responsible for establishing and maintaining effective internal control over compliance with the types of compliance requirements referred to above. In planning and performing our audit of compliance, we considered the Town's internal control over compliance with the types of requirements that could have a direct and material effect on each major state program to determine the auditing procedures that are appropriate in the circumstances for the purpose of expressing our opinion on compliance for each major state program and to test and report on internal control over compliance in accordance with the State Single Audit Act, but not for the purpose of expressing an opinion on the effectiveness of internal control over compliance. Accordingly, we do not express an opinion on the effectiveness of the Town's internal control over compliance.

A deficiency in internal control over compliance exists when the design or operation of a control over compliance does not allow management or employees, in the normal course of performing their assigned functions, to prevent, or detect and correct, noncompliance with a type of compliance requirement of a state program on a timely basis. A material weakness in internal control over compliance is a deficiency, or combination of deficiencies, in internal control over compliance such that there is a reasonable possibility that material noncompliance with a type of compliance requirement of a state program will not be prevented, or detected and corrected, on a timely basis. A significant deficiency in internal control over compliance is a deficiency, or combination of deficiencies, in internal control over compliance with a type of compliance requirement of a state program that is less severe than a material weakness in internal control over compliance, yet important enough to merit attention by those charged with governance.

Our consideration of internal control over compliance was for the limited purpose described in the first paragraph of this section and was not designed to identify all deficiencies in internal control over compliance that might be material weaknesses or significant deficiencies. We did not identify any deficiencies in internal control over compliance that we consider to be material weaknesses. However, material weaknesses may exist that have not been identified.

The purpose of this report on internal control over compliance is solely to describe the scope of our testing of internal control over compliance and the results of that testing based on the requirements of the State Single Audit Act. Accordingly, this report is not suitable for any other purpose.

Report on Schedule of Expenditures of State Financial Assistance Required by the State Single Audit Act

We have audited the financial statements of the governmental activities, business-type activities, each major fund, and the aggregate remaining fund information of the Town as of and for the year ended June 30, 2019, and the related notes to the financial statements, which collectively comprise the Town's basic financial statements. We have issued our report thereon dated March 11, 2020, which contained unmodified opinions on those financial statements. Our audit was conducted for the purpose of forming opinions on the financial statements that collectively comprise the Town's basic financial statements. The accompanying schedule of expenditures of state financial assistance is presented for purposes of additional analysis as required by the State Single Audit Act, and is not a required part of the basic financial statements. Such information is the responsibility of management and was derived from and relates directly to the underlying accounting and other records used to prepare the basic financial statements. The information has been subjected to the auditing procedures applied in the audit of the financial statements and certain additional procedures, including comparing and reconciling such information directly to the underlying accounting and other records used to prepare the basic financial statements or to the basic financial statements themselves, and other additional procedures in accordance with auditing standards generally accepted in the United States of America. In our opinion, the schedule of expenditures of state financial assistance is fairly stated in all material respects in relation to the basic financial statements as a whole.

King, King & Associates

King, King & Associates, CPAs
Winsted, CT
March 11, 2020

TOWN OF BROOKLYN, CONNECTICUT
SCHEDULE OF EXPENDITURES OF STATE FINANCIAL ASSISTANCE
FOR THE YEAR ENDED JUNE 30, 2019

State Grantor/Pass-Through Grantor/Program Title	State Grant Program Core-CT Number	Expenditures
Department of Transportation		
Town Aid Road Grants - Municipal	12052-DOT57131-43455	\$ 219,559
Town Aid Road - STO	13033-DOT57131-43459	219,558
Department of Justice		
Judicial Fines and Fees	34001-JUD95162-40001	2,390
Department of Economic and Community Development		
Small Town Economic Assistance Program	12052-ECD46000-42411-149	186,874
Department of Education		
Talent Development	11000-SDE64370-12552	4,000
Healthy Foods Initiative	11000-SDE64370-16212	6,612
Child Nutrition State Match	11000-SDE64370-16211	3,470
Adult Education	11000-SDE64370-17030	33,884
School Breakfast Program	11000-SDE64370-17046	5,796
Magnet Schools	11000-SDE64370-17057	20,800
Office of Policy and Management		
Payment in Lieu of Taxes (PILOT) on State- Owned Property	11000-OPM20600-17004	79,919
Reimbursement of Property Taxes - Disability Exemption	11000-OPM20600-17011	1,317
Municipal Grants-in-aid	12052-OPM20600-43587	10,379
Property Tax Relief for Veterans	11000-OPM20600-17024	5,120
Office of Early Childhood		
School Readiness Quality Enhancement	11000-OEC64845-16158	3,881
School Readiness - Competitive	11000-OEC64845-16274	<u>113,400</u>
Total State Financial Assistance Before Exempt Programs		\$ 916,959
EXEMPT PROGRAMS		
Office of Policy and Management		
Mashantucket Pequot and Mohegan Fund	12009-OPM20600-17005	191,703
Department of Administrative Services		
School Construction	13010-DAS27635-40901	514,631
Department of Education		
Educational Cost Sharing	11000-SDE64370-17041-82010	6,946,653
Excess Cost Student Based	11000-SDE64370-17047	<u>422,456</u>
Total Exempt Programs		<u>8,075,443</u>
Total State Financial Assistance		<u>\$ 8,992,402</u>

See notes to schedule.

TOWN OF BROOKLYN, CONNECTICUT
NOTES TO SCHEDULE OF EXPENDITURES OF STATE FINANCIAL ASSISTANCE
FOR THE YEAR ENDED JUNE 30, 2019

The accompanying schedule of expenditures of state financial assistance includes state grant activity of the Town of Brooklyn, Connecticut under programs of the State of Connecticut for the fiscal year ended June 30, 2019. Various departments and agencies of the State of Connecticut have provided financial assistance through grants and other authorizations in accordance with the General Statutes of the State of Connecticut. These financial assistance programs fund several programs including general government, education, public safety, public works, health and welfare, and culture and recreation.

1. SUMMARY OF SIGNIFICANT ACCOUNTING POLICIES

The accounting policies of the Town of Brooklyn, Connecticut conform to accounting principles generally accepted in the United States of America promulgated by the Governmental Accounting Standards Board.

The information in the Schedule of Expenditures of State Financial Assistance is presented based upon regulations established by the State of Connecticut, Office of Policy and Management.

Basis of Accounting

The financial statements contained in the Town of Brooklyn, Connecticut's annual report are prepared on the modified accrual basis of accounting. The following is a summary of such basis:

Revenues are recognized when susceptible to accrual (i.e., when they become both measurable and available). Available means collectible within the current period or soon enough thereafter to be used to pay liabilities of the current period.

Expenditures are recorded when the related fund liability is incurred, if measurable.

The expenditures reported on the Schedule of Expenditures of State Financial Assistance are reported on the modified accrual basis of accounting. In accordance with Section 4-236-22 of the Regulations to the State Single Audit Act, certain grants are not dependent on expenditure activity, and accordingly, are considered to be expended in the fiscal year of receipt. These grant program receipts are reflected in the expenditures column of the Schedule of Expenditure of State Financial Assistance.

TOWN OF BROOKLYN, CONNECTICUT
SCHEDULE OF FINDINGS AND QUESTIONED COSTS
FOR THE YEAR ENDED JUNE 30, 2019

I. SUMMARY OF AUDITOR'S RESULTS

Financial Statements

We audited the financial statements of the Town of Brooklyn, Connecticut as of and for the year ended June 30, 2019 and issued our unmodified report thereon dated March 11, 2020.

Internal control over financial reporting:

- Material weakness(es) identified? Yes No
- Significant deficiency(ies) identified? Yes None Reported

Noncompliance material to financial statements noted? Yes No

State Financial Assistance

Internal control over major programs:

- Material weakness(es) identified? Yes No
- Significant deficiency(ies) identified? Yes None Reported

We have issued an unmodified opinion relating to compliance for major State programs.

Any audit findings disclosed that are required to be reported in accordance with Section 4-236-24 of the Regulations to the State Single Audit Act? Yes No

The following schedule reflects the major programs included in the audit:

<u>State Grantor and Program</u>	<u>State Core - CT Number</u>	<u>Expenditures</u>
Department of Transportation		
Town Aid Road Grants - Municipal	12052-DOT57131-43455	\$ 219,559
Town Aid Road - STO	13033-DOT57131-43459	\$ 219,558
Note - While these grants have different State Core CT Numbers, they are considered one major program for testing purposes.		
Department of Economic and Community Development		
Small Town Economic Assistance Program	12052-ECD46000-42411-149	\$ 186,874
Department of Education		
Adult Education	11000-SDE64370-17030	\$ 33,884
Dollar threshold used to distinguish between type A and type B programs		<u>\$ 100,000</u>

TOWN OF BROOKLYN, CONNECTICUT
SCHEDULE OF FINDINGS AND QUESTIONED COSTS
FOR THE YEAR ENDED JUNE 30, 2019

II. FINANCIAL STATEMENT FINDINGS

- We issued reports, dated March 11, 2020, on internal control over financial reporting and on compliance and other matters based on our audit of financial statements performed in accordance with *Government Auditing Standards*.
- Our report on compliance indicated no reportable instances of noncompliance.
- Our report on internal control over financial reporting indicated material weaknesses and significant deficiencies, described below as findings 2019-01, 2019-02, and 2018-03.

FINDING 2019-01

Criteria

The Town should have internal controls over financial reporting that provides reasonable assurance that the accounting records can be relied upon and used to prepare the basic financial statements and related notes in conformity with accounting principles generally accepted in the United States of America.

Condition

Material adjustments and numerous prior period adjustments were needed for the accounting records to be in accordance with GAAP.

Context

Several years ago, the Town implemented new accounting software. Due to turnover of personnel, staff did not have the expertise to properly maintain the accounting system. The Town engaged consultants to assist staff with the accounting system and has had turnover at the Finance Director position.

Effect

Material adjustments and numerous prior period adjustments needed to be made to the accounting records.

Cause

There has been turnover in the Finance Director position multiple times, and controls and procedures were not in place to ensure accurate financial reporting. In addition, the new accounting software was not implemented effectively for the Town's needs.

Recommendation

We recommend that the Town acquire staff with the necessary skills to maintain the accounting records in accordance with GAAP. Procedures need to be implemented to ensure accurate financial reporting.

Views of Responsible Officials and Planned Corrective Actions

The Town has hired a new Finance Director who will begin in March of 2020. The Town will also continue to use the outside consultant to assist them with maintaining the financial records.

TOWN OF BROOKLYN, CONNECTICUT
SCHEDULE OF FINDINGS AND QUESTIONED COSTS
FOR THE YEAR ENDED JUNE 30, 2019

FINDING 2019-02

Criteria

The Town should maintain effective policies and procedures related to monitoring.

Condition

There are deficiencies in monitoring related to the following areas:

- o The WPCA should be subject to the same monitoring as the Town's other funds.
- o Bank reconciliations should be prepared and then reviewed by another individual.
- o Fixed Assets and Compensated Absence reports should be reviewed for accuracy for inclusion in the financial statements.
- o Invoices should be available for review and show evidence of management approval.
- o Budget vs. Actual reports should be reviewed periodically for reasonableness.

Context

There has been turnover at the Finance Director position multiple times over the last couple of years. Effective policies and procedures were not in place to ensure proper monitoring of activities.

Effect

Internal controls related to monitoring are weakened.

Cause

There has been turnover in the Finance Director position multiple times, and controls and procedures were not in place.

Recommendation

We recommend that the Town put into place policies and procedures to effectively monitor the Town's activities.

Views of Responsible Officials and Planned Corrective Actions

The Town has hired a new Finance Director who will begin in March of 2020. The Town will also continue to use the outside consultant to assist them with developing and implementing effective internal control procedures.

FINDING 2018-03

Condition

The Town and the Board of Education do not have a formal accounting manual documenting the procedures for fiscal operations adopted by the respective board. A written, approved, accounting manual is necessary to ensure that transactions are treated in a standardized manner and that proper internal controls exist in the accounting system.

Recommendation

We recommend that operating guidelines for fiscal activities be prepared and approved, including a description of each significant fiscal procedure such as invoice paying, processing receipts, maintenance of accounts receivable and accounts payable subsidiary records, and payroll procedures.

TOWN OF BROOKLYN, CONNECTICUT
SCHEDULE OF FINDINGS AND QUESTIONED COSTS
FOR THE YEAR ENDED JUNE 30, 2019

Views of Responsible Officials and Planned Corrective Actions

The Board of Education has hired a consultant and begun developing an accounting manual documenting the accounting policies and procedures and the Town will begin developing a manual.

III. STATE FINANCIAL ASSISTANCE FINDINGS AND QUESTIONED COSTS

- No findings or questioned costs are reported relating to State Financial Assistance Programs.

TOWN OF BROOKLYN, CONNECTICUT
SUMMARY SCHEDULE OF PRIOR YEAR AUDIT FINDINGS
FOR THE YEAR ENDED JUNE 30, 2019

Prior Year Material Weaknesses

Finding 2017-001 – Material Weakness in Internal Control over Financial Reporting

This finding has been repeated and enhanced as 2019-01.

Finding 2017-002 – Material Weakness in Monitoring Activities

This finding has been repeated and enhanced as 2019-01 and 2019-02.

Finding 2017-003 – Material Weakness over General Ledger Maintenance

This finding has been repeated and enhanced as 2019-01.

Finding 2018-001 – Material Weakness over General Ledger Maintenance

This finding has been repeated and enhanced as 2019-01 and 2019-02.

Prior Year Significant Deficiencies

Finding 2018-002 – Significant Deficiency over Disbursements

This finding has been repeated and enhanced as 2019-02.

Finding 2018-003 – Significant Deficiency over Accounting Manuals

This finding has been repeated as 2018-03.

Prior Year State Single Audit Findings

Finding 2017-004 – Special Reporting Activities

This finding has been corrected.

TOWN OF BROOKLYN, CONNECTICUT

Federal Single Audit

For the Year Ended June 30, 2019

KING, KING & ASSOCIATES, P.C.
CERTIFIED PUBLIC ACCOUNTANTS

TOWN OF BROOKLYN, CONNECTICUT

Table of Contents

For the Year Ended June 30, 2019

	<u>Page</u>
Internal Control and Compliance Report	
Report on Internal Control Over Financial Reporting and on Compliance and Other Matters Based on an Audit of Financial Statements Performed in Accordance with <i>Government Auditing Standards</i>	1
Federal Single Audit Section	
Report on Compliance for Each Major Federal Program; Report on Internal Control over Compliance; and Report on the Schedule of Expenditures of Federal Awards Required by Uniform Guidance	3
Schedule of Expenditures of Federal Awards	6
Notes to Schedule of Expenditures of Federal Awards	7
Schedule of Findings and Questioned Costs	8

**REPORT ON INTERNAL CONTROL OVER FINANCIAL REPORTING AND ON COMPLIANCE
AND OTHER MATTERS BASED ON AN AUDIT OF FINANCIAL STATEMENTS PERFORMED IN
ACCORDANCE WITH GOVERNMENT AUDITING STANDARDS**

Independent Auditor's Report

To the Board of Finance
Town of Brooklyn, Connecticut

We have audited, in accordance with auditing standards generally accepted in the United States of America and the standards applicable to financial audits contained in *Government Auditing Standards*, issued by the Comptroller General of the United States the financial statements of the governmental activities, business-type activities, each major fund, and the aggregate remaining fund information of the Town of Brooklyn, Connecticut (the "Town"), as of and for the year ended June 30, 2019, and the related notes to the financial statements, which collectively comprise the Town's basic financial statements, and have issued our report thereon dated March 11, 2020.

Internal Control over Financial Reporting

In planning and performing our audit of the financial statements, we considered the Town's internal control over financial reporting (internal control) to determine the audit procedures that are appropriate in the circumstances for the purpose of expressing our opinion on the financial statements, but not for the purpose of expressing an opinion on the effectiveness of the Town's internal control. Accordingly, we do not express an opinion on the effectiveness of the Town's internal control.

Our consideration of internal control was for the limited purpose described in first paragraph of this section and was not designed to identify all deficiencies in internal control that might be material weaknesses or significant deficiencies and therefore, material weaknesses or significant deficiencies may exist that were not identified. However, as described in the accompanying schedule of findings and questioned costs, we identified certain deficiencies in internal control that we consider to be material weaknesses and significant deficiencies.

A deficiency in internal control exists when the design or operation of a control does not allow management or employees, in the normal course of performing their assigned functions, to prevent, or detect and correct, misstatements on a timely basis. A material weakness is a deficiency, or combination of deficiencies, in internal control such that there is a reasonable possibility that a material misstatement of the entity's financial statements will not be prevented, or detected and corrected, on a timely basis. We consider the deficiencies described in the accompanying schedule of findings and questioned costs as item 2019-01 to be material weaknesses.

A significant deficiency is a deficiency, or combination of deficiencies, in internal control that is less severe than a material weakness, yet important enough to merit attention by those charged with governance. We consider the deficiencies described in the accompanying schedule of findings and questioned costs as items 2018-03 and 2019-02 to be significant deficiencies.

Compliance and Other Matters

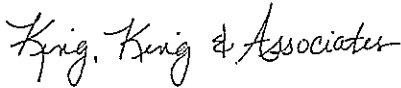
As part of obtaining reasonable assurance about whether the Town's financial statements are free from material misstatement, we performed tests of its compliance with certain provisions of laws, regulations, contracts and grant agreements, noncompliance with which could have a direct and material effect on the determination of financial statement amounts. However, providing an opinion on compliance with those provisions was not an objective of our audit, and, accordingly, we do not express such an opinion. The results of our tests disclosed no instances of noncompliance or other matters that are required to be reported under *Government Auditing Standards*.

The Town of Brooklyn, Connecticut's Response to Findings

The Town's response to findings identified in our audit is described in the accompanying schedule of findings and questioned costs. The Town's response was not subjected to auditing procedures applied in the audit of the financial statements and, accordingly, we express no opinion on it.

Purpose of this Report

The purpose of this report is solely to describe the scope of our testing of internal control and compliance and the result of that testing, and not to provide an opinion on the effectiveness of the Town's internal control or on compliance. This report is an integral part of an audit performed in accordance with *Government Auditing Standards* in considering the Town's internal control and compliance. Accordingly, this communication is not suitable for any other purpose.



King, King & Associates, CPAs
Winsted, CT
March 11, 2020

**REPORT ON COMPLIANCE FOR EACH MAJOR FEDERAL PROGRAM; REPORT
ON INTERNAL CONTROL OVER COMPLIANCE; AND REPORT ON THE
SCHEDULE OF EXPENDITURES OF FEDERAL AWARDS
REQUIRED BY UNIFORM GUIDANCE**

Independent Auditor's Report

To the Board of Finance
Town of Brooklyn, Connecticut

Report on Compliance for Each Major Federal Program

We have audited the Town of Brooklyn, CT's (Town) compliance with the types of compliance requirements described in the *OMB Compliance Supplement* that could have a direct and material effect on each of the Town's major federal programs for the year ended June 30, 2019. The Town's major federal programs are identified in the summary of auditors' results section of the accompanying schedule of findings and questioned costs.

Management's Responsibility

Management is responsible for compliance with the requirements of laws, regulations, contracts and grants applicable to its federal programs.

Auditor's Responsibility

Our responsibility is to express an opinion on compliance for each of the Town's major federal programs based on our audit of the types of compliance requirements referred to above. We conducted our audit of compliance in accordance with auditing standards generally accepted in the United States of America; the standards applicable to financial audits contained in *Government Auditing Standards*, issued by the Comptroller General of the United States; and the audit requirements of Title 2 U.S. Code of Federal Regulations Part 200, *Uniform Administrative Requirements, Cost Principles, and Audit Requirements for Federal Awards* (Uniform Guidance). Those standards and Uniform Guidance require that we plan and perform the audit to obtain reasonable assurance about whether noncompliance with the types of compliance requirements referred to above that could have a direct and material effect on a major federal program occurred. An audit includes examining, on a test basis, evidence about the Town's compliance with those requirements and performing such other procedures as we considered necessary in the circumstances.

We believe that our audit provides a reasonable basis for our opinion on compliance for each major federal program. However, our audit does not provide a legal determination of the Town's compliance.

Opinion on Each Major Federal Program

In our opinion, the Town, complied, in all material respects, with the types of compliance requirements referred to above that could have a direct and material effect on each of its major federal programs for the year ended June 30, 2019.

Report on Internal Control over Compliance

Management of the Town is responsible for establishing and maintaining effective internal control over compliance with the types of compliance requirements referred to above. In planning and performing our audit of compliance, we considered the Town's internal control over compliance with the types of requirements that could have a direct and material effect on each major federal program to determine the auditing procedures that are appropriate in the circumstances for the purpose of expressing our opinion on compliance for each major federal program and to test and report on internal control over compliance in accordance with Uniform Guidance, but not for the purpose of expressing an opinion on the effectiveness of internal control over compliance. Accordingly, we do not express an opinion on the effectiveness of the Town's internal control over compliance.

A deficiency in internal control over compliance exists when the design or operation of a control over compliance does not allow management or employees, in the normal course of performing their assigned functions, to prevent, or detect and correct, noncompliance with a type of compliance requirement of a federal program on a timely basis. A material weakness in internal control over compliance is a deficiency, or combination of deficiencies, in internal control over compliance such that there is a reasonable possibility that material noncompliance with a type of compliance requirement of a federal program will not be prevented, or detected and corrected, on a timely basis. A significant deficiency in internal control over compliance is a deficiency, or combination of deficiencies, in internal control over compliance with a type of compliance requirement of a federal program that is less severe than a material weakness in internal control over compliance, yet important enough to merit attention by those charged with governance.

Our consideration of internal control over compliance was for the limited purpose described in the first paragraph of this section and was not designed to identify all deficiencies in internal control over compliance that might be material weaknesses or significant deficiencies. We did not identify any deficiencies in internal control over compliance that we consider to be material weaknesses. However, material weaknesses may exist that have not been identified.

The purpose of this report on internal control over compliance is solely to describe the scope of our testing of internal control over compliance and the results of that testing based on the requirements of Uniform Guidance. Accordingly, this report is not suitable for any other purpose.

Report on Schedule of Expenditures of Federal Awards Required by Uniform Guidance

We have audited the financial statements of the governmental activities, business-type activities, each major fund, and the aggregate remaining fund information of the Town as of and for the year ended June 30, 2019, and the related notes to the financial statements, which collectively comprise the Town's basic financial statements. We have issued our report thereon dated March 11, 2020, which contained unmodified opinions on those financial statements. Our audit was conducted for the purpose of forming opinions on the financial statements that collectively comprise the Town's basic financial statements. The accompanying schedule of expenditures of federal awards is presented for purposes of additional analysis as required by the Uniform Guidance, and is not a required part of the basic financial statements. Such information is the responsibility of management and was derived from and relates directly to the underlying accounting and other records used to prepare the basic financial statements. The information has been subjected to the auditing procedures applied in the audit of the financial statements and certain additional procedures, including comparing and reconciling such information directly to the underlying accounting and other records used to prepare the basic financial statements or to the basic financial statements themselves, and other additional procedures in accordance with auditing standards generally accepted in the United States of America. In our opinion, the schedule of expenditures of federal awards is fairly stated in all material respects in relation to the basic financial statements as a whole.

King, King & Associates

King, King & Associates, CPAs
Winsted, CT
March 11, 2020

TOWN OF BROOKLYN, CONNECTICUT
SCHEDULE OF EXPENDITURES OF FEDERAL AWARDS
FOR THE YEAR ENDED JUNE 30, 2019

Federal Grantor/Pass-Through Grantor/ Program Title or Cluster Title	FEDERAL CFDA NUMBER	TOTAL EXPENDED
United States Department of Agriculture		
<i>Passed Through the State of Connecticut Department of Education:</i>		
Child Nutrition Cluster:		
School Breakfast Program	10.553	\$ 48,707
National School Lunch Program - USDA Commodities	10.555	22,962
National School Lunch Program	10.555	<u>158,786</u>
Summer EBT Children Demo Program	10.580	\$ 230,455
Total United States Department of Agriculture		<u>1,571</u> <u>232,026</u>
United States Department of Education		
<i>Passed Through the State of Connecticut Department of Education:</i>		
Title I, Part A Cluster:		
Title I Grants to Local Educational Agencies	84.010	<u>251,777</u>
		251,777
Special Education Cluster:		
Special Education - Preschool Grants	84.173	10,525
Special Education - Grants to States	84.027	<u>246,588</u>
		257,113
Title II - Improving Teacher Quality Grants	84.367	37,177
Title IV - Student Support and Academic Enrichment	84.424	<u>7,125</u>
Total United States Department of Education		<u>553,192</u>
Total Expenditures of Federal Awards		\$ <u>785,218</u>

See notes to schedule.

TOWN OF BROOKLYN, CONNECTICUT
NOTES TO SCHEDULE OF EXPENDITURES OF FEDERAL AWARDS
FOR THE YEAR ENDED JUNE 30, 2019

Basis of Presentation

The accompanying schedule of expenditures of federal awards ("Schedule") includes the federal grant activity of the Town of Brooklyn, Connecticut ("Town") under programs of the federal government for the year ended June 30, 2019. The information in the Schedule is presented in accordance with the requirements of Title 2 U.S. Code of Federal Regulations Part 200, *Uniform Administrative Requirements, Cost Principles, and Audit Requirements for Federal Awards* (Uniform Guidance).

Because the Schedule presents only a selected portion of the operations of the Town, it is not intended to and does not present the financial position, changes in net position, or cash flows of the Town.

Summary of Significant Accounting Policies

Such expenditures are recognized following the cost principles contained in the Uniform Guidance, wherein certain types of expenditures are not allowable or are limited as to reimbursement. Negative amounts shown on the Schedule represent adjustments or credits made in the normal course of business to amounts reported as expenditures in prior years.

The financial statements for the governmental fund types contained in the Town's basic financial statements are prepared on the modified accrual basis of accounting. The government-wide financial statements and the financial statements for the business-type activities are prepared on the full accrual basis of accounting.

- Revenues are recognized as soon as they are both measurable and available. Revenues are considered to be available when they are collectible within the current period or soon enough thereafter to pay liabilities for the current period.
- Expenditures are generally recorded when the related fund liability is incurred, if measurable.

Expenditures reported on the Schedule are reported on the accrual basis of accounting. Such expenditures are recognized following the cost principles contained in the Uniform Guidance, wherein certain types of expenditures are not allowable or are limited as to reimbursement. Therefore, some amounts presented in this schedule may differ from amounts presented in, or used in the preparation of, the basic financial statements.

Noncash Awards

Donated commodities in the amount of \$22,962 are included in the Department of Agriculture's National School Lunch Program, CFDA #10.555. This amount represents the market value of commodities received.

Indirect Costs

The Town of Brooklyn has elected not to use the 10% de minimis indirect cost rate provided under Section 200.414 of the Uniform Guidance.

Other Federal Assistance

The following is a summary of loan program activity for the year ended June 30, 2019.

US Department of Agriculture: Drinking Water and Wastewater Loan Programs:

<u>Issue Date</u>	<u>Interest Rate</u>	<u>Original Amount</u>	<u>Balance Beginning</u>	<u>Issued</u>	<u>Retired</u>	<u>Balance Ending</u>
2016	2.25%	\$ 1,115,000	\$ 1,079,640	\$ -	\$ 18,279	\$ 1,061,361

TOWN OF BROOKLYN, CONNECTICUT
SCHEDULE OF FINDINGS AND QUESTIONED COSTS
FOR THE YEAR ENDED JUNE 30, 2019

II. FINANCIAL STATEMENT FINDINGS

- We issued reports, dated March 11, 2020, on internal control over financial reporting and on compliance and other matters based on our audit of financial statements performed in accordance with *Government Auditing Standards*.
- Our report on compliance indicated no reportable instances of noncompliance.
- Our report on internal control over financial reporting indicated material weaknesses and significant deficiencies, described below as findings 2019-01, 2019-02, and 2018-03.

FINDING 2019-01

Criteria

The Town should have internal controls over financial reporting that provides reasonable assurance that the accounting records can be relied upon and used to prepare the basic financial statements and related notes in conformity with accounting principles generally accepted in the United States of America.

Condition

Material adjustments and numerous prior period adjustments were needed for the accounting records to be in accordance with GAAP.

Context

Several years ago, the Town implemented new accounting software. Due to turnover of personnel, staff did not have the expertise to properly maintain the accounting system. The Town engaged consultants to assist staff with the accounting system and has had turnover at the Finance Director position.

Effect

Material adjustments and numerous prior period adjustments needed to be made to the accounting records.

Cause

There has been turnover in the Finance Director position multiple times, and controls and procedures were not in place to ensure accurate financial reporting. In addition, the new accounting software was not implemented effectively for the Town's needs.

Recommendation

We recommend that the Town acquire staff with the necessary skills to maintain the accounting records in accordance with GAAP. Procedures need to be implemented to ensure accurate financial reporting.

Views of Responsible Officials and Planned Corrective Actions

The Town has hired a new Finance Director who will begin in March of 2020. The Town will also continue to use the outside consultant to assist them with maintaining the financial records.

TOWN OF BROOKLYN, CONNECTICUT
SUMMARY SCHEDULE OF PRIOR YEAR AUDIT FINDINGS
FOR THE YEAR ENDED JUNE 30, 2019

Prior Year Material Weaknesses

Finding 2017-001 – Material Weakness in Internal Control over Financial Reporting

This finding has been repeated and enhanced as 2019-01.

Finding 2017-002 – Material Weakness in Monitoring Activities

This finding has been repeated and enhanced as 2019-01 and 2019-02.

Finding 2017-003 – Material Weakness over General Ledger Maintenance

This finding has been repeated and enhanced as 2019-01.

Finding 2018-001 – Material Weakness over General Ledger Maintenance

This finding has been repeated and enhanced as 2019-01 and 2019-02.

Prior Year Significant Deficiencies

Finding 2018-002 – Significant Deficiency over Disbursements

This finding has been repeated and enhanced as 2019-02.

Finding 2018-003 – Significant Deficiency over Accounting Manuals

This finding has been repeated as 2018-03.

Prior Year State Single Audit Findings

Finding 2017-004 – Special Reporting Activities

This finding has been corrected.